

SWMD BOARD

PACKET




PREPARED FOR
Board of Commissioners

PREPARED BY
Cammie Henderson



South Walton Mosquito District

Regular Board Meeting Agenda

 Thursday, April 23, 2026 — 10:00 AM

 SWCMCD Headquarters

774 N County Hwy 393, Santa Rosa Beach, FL 32459

Call to Order

- Chair to state time.

Invocation & Pledge of Allegiance

Approval of Minutes

- March 19, 2026 — Regular Board Meeting (*Motion*) - Page 5

Public Comment (Non-Agenda Items)

Departmental Updates:

Construction Update

- Administration Building — status report - Page 9
- Phase II — status report
- Chicken Coop – status report
- DAG – Add Services - Page 18
 - Phase I (*Motion*)
 - Phase II (*Motion*)

Administration Report

- Financial Report - Page 25
- Expenditures (*Motion*) — Request to receive and forward for CPA review - Page 43

Legal

- Invoice (*Motion*) - Page 49

Operations

- Summary & Lab Report — updates from field and lab - Page 51

Public Outreach

- Quarterly Update - Page 57
-

Commissioner Report

- **Seat 1:** Doug Liles
 - **Seat 2:** Steve Young
 - **Seat 3:** Kristine Faulk
-

Current Action Items

Opened	Item	Action	Due Date	Close Date
07/2025	Add QR codes on trucks linking to the public info site	Kellyanne is currently updating the complete website	Apr 2026	
10/2025	Resolution on Website	Kellyanne is updating the website.	Apr 2026	
10/2025	Review commissioner travel expenses (past 2 years)		Apr 2026	
02/2026	Financial Process – Financial Review Quarterly		Apr 2026	

Future Action Items

Opened	Item	Action	Due Date	Close Date
03/2026	Create a timeline from Wharton-Smith/DAG		May 2026	
03/2026	Review and create a letter for the County		June 2026	
11/2025	Evaluate sidewalk – stormwater	Chairman Doug Liles – Increased impermeable area may increase flooding.	July 2026	
11/2025	Joint-Use Agreement for Emergency Use		Jan 2027	


New Business

Comments by Commission and Public

Adjournment

- Request Motion to adjourn (*state time*)
-

Next Scheduled Meeting

 Thursday, May 21, 2026 — 10:00 AM

 SWCMCD Headquarters



South Walton County Mosquito Control District
2025-2026 Regular Board Meeting
Thursday, March 19, 2026 – 10:00 AM
Minutes of Meeting

The Board of Commissioners of the South Walton County Mosquito Control District held its Regular Board Meeting at the District Office at 774 North Highway 393, Santa Rosa Beach, Florida, on March 19, 2026, at 10:00 AM.

Chairman Doug Liles called the meeting to order on March 19th at 10:00 AM and opened with a Prayer and Pledge of Allegiance to the American Flag.

The Commissioners attending the meeting were Doug Liles, Steve Young, and Kristine Faulk. Attorney Whitney Rutherford participated in the meeting.

Staff Present: Darrin Dunwald, Director
 Cammie Henderson, Finance & HR Manager
 Gerry Williams, Operations Manager

APPROVAL OF MINUTES

February 26, 2026, Regular Board Meeting

Request a motion to approve the February Regular Board Meeting Minutes with corrections as discussed.

Motion by: Commissioner Kriss Faulk

Second by: Commissioner Steve Young

Motion approved: 3-0

PUBLIC COMMENT - NON-AGENDA ITEMS – None

CONSTRUCTION UPDATE

Phase I

Paid Retainage

Working on the punch list. Discussion ensued.

Phase II

Parking garage looks good.

Floor issues

Chicken Coop


Waiting on the builder. Discussion ensued.

Sign – Monument Sign Update. Discussion ensued.

ADMINISTRATIONS REPORT

Financial Report for February

Discussion ensued.



South Walton County Mosquito Control District
2025-2026 Regular Board Meeting
Thursday, March 19, 2026 – 10:00 AM

Expenditures for February (Motion)

Request a motion to receive the February expenditure as presented for CPA review.

Motion by: Commissioner Steve Young

Second by: Commissioner Kriss Faulk

Motion approved: 3-0

Budget Amendment #1 (Motion)

Request a motion to approve Budget Amendment #1 as presented.

Motion by: Commissioner Kriss Faulk

Second by: Commissioner Steve Young

Motion approved: 3-0

Director Contract – Section 2 (Motion)

Commissioner Steve Young requested that the process for a new contract be started in 4 years.

Request a motion to approve the renewal of the Director's contract.

Motion by: Commissioner Steve Young

Second by: Commissioner Kriss Faulk

Motion approved: 3-0

LEGAL

February Invoices (Motion)

Request a motion to approve the February legal.

Motion by: Commissioner Kriss Faulk

Second by: Commissioner Steve Young

Motion approved: 3-0

OPERATIONS

February Summary with Lab Report – Discussion ensued.

Walton Way ditch – County questioning the ditch improvements. Discussion ensued.

Development Pre-Application Packet – Discussion ensued.

COMMISSIONERS


Seat – 1 Doug Liles – None

Seat – 2 Steve Young – None

Seat – 3 Kristine Faulk – None

ADDITIONAL NON-AGENDA ITEMS –

Receptionist and IT Position – discussion ensued.




Current Action Items

Opened	Item	Action	Due Date	Close Date
--------	------	--------	----------	------------

Future Action Items

Opened	Item	Action	Due Date	Close Date
07/2025	Add QR codes on trucks linking to the public info site	Kellyanne is currently updating the complete website	Apr 2026	
10/2025	Resolution on Website	Kellyanne is updating the website.	Apr 2026	
10/2025	Review commissioner travel expenses (past 2 years)		Apr 2026	
02/2026	Financial Process – Financial Review Quarterly		Apr 2026	
11/2025	Joint-Use Agreement for Emergency Use		Jan 2027	
11/2025	Evaluate sidewalk – stormwater	Chairman Doug Liles – Increased impermeable area may increase flooding.	July 2026	



South Walton County Mosquito Control District
 2025-2026 Regular Board Meeting
 Thursday, March 19, 2026 – 10:00 AM

New Business

Opened	Item	Action	Due Date	Close Date
03/2026	Create a timeline from Wharton-Smith/DAG		May 2026	
03/2026	Review and create a letter for the County		June 2026	

COMMENTS BY COMMISSION AND PUBLIC

Doug Liles requested to set a date for the AI training. Discussion ensued. The date was set for April 2nd at 10:00 AM at the District Offices. Notice will be placed in the paper.

Request for motion to Adjourn by Chairperson Doug Liles
 Motion by: Commissioner Kristine Faulk
 Second by: Commissioner Steve Young
 Motion approved: 3-0

Chairperson Doug Liles adjourned the meeting at 11:23 AM.

Chairperson Doug Liles: _____

Commissioner Kristine Faulk: _____

Commissioner Steve Young: _____

CONSTRUCTION UPDATE





SOUTH WALTON COUNTY MOSQUITO CONTROL DISTRICT
Phase 2 – Parking Garage & Fleet Maintenance
24-189
OAC Meeting #13 Agenda
4/7/26
Next OAC Meeting April 21st, 2026

Safety/Security:

- No safety incidents/ accidents to date (214 days).
- Scaffolding work.

Schedule Updates:

- Parking Garage:
 - Remaining punch work is near complete.
- Fleet Maintenance:
 - Bocci – Level 1 Column and Beam install is in-progress.
 - Reyco – Level 1 CMU install is in-progress.
 - Bright Future – Level 1 Electrical rough-in is in-progress.

Submittals:

- Fleet Maintenance:
 - 069.2210.001 – SSE – Plumbing Fixture (PD) Re-Submittal - Sent 3/30
 - 099.1028.000 – Warren – Bathroom Accessories (PD) - Sent 3/12
 - 101.9600.000 – Wilson – Flooring Material (PD) - Sent 3/26
 - 102.2700.000 – Glaze – Cabling (PD) - Sent 3/26
 - 103.3200.000 – BrightView – Irrigation - Sent 4/03

RFIs:

- 069 - FM - West Porch Lighting Layout Confirmation – Sent 2/4 – Need framing layout.
- 083 - FM - Porch Attic Space FP & Access Clarification - Sent 3/2 – Need details and specs.
- 086 - FM - Owner Provided Equipment and Material Lift Clarification - Sent 3/11, Discussion
 - O/A confirmed lockers are owner furnished/contractor installed.
 - O/A confirmed kitchen appliances are owner furnished/owner installed. Contractor to make final connections if required.
 - O/A confirmed air compressor is furnished/owner installed. Contractor to make final connections if required.
 - DAG to provide Material Lift specs (Make/Model) for pricing.
- 092 - FM - Wall Base Confirmation – Sent 3/27
- 093 - FM - Exit Vestibule Ceiling Requirement Confirmation – Sent 3/27, Discussion
 - Light fixture type needed.
 - Above ceiling needs to be insulated due to wet FP lines.
 - Ceiling elevation needed.
 - Details for trimming out lift opening needed.



Design & Permitting:

- Chicken Coop permit is in hand.
- Certificate of Substantial Completion for Parking Garage?
- Revision 7?

Project Financials:

- Owner bill for March submitted to Owner 4/6.
- WSI changing Banks and ACH information.

Phase 1 Work:

- Added Work is in-progress.
- Submittals:
 - o 115.3300.000 Nova - Pond Testing Results - Sent 10/7/25. Reply Received 4/6/26.
WSI to review.
- Financials:
 - o CO-09 in WSI court for signature.
 - o Owner bill for March submitted to Owner 4/6.

Open Discussion/New Business:

- o Fix exposed Irrigation near Admin.



ATTENDEES:

NAME	COMPANY	EMAIL	Call-in (C) / Present (P)
Darrin Dunwald	SWCMCD – Director	ddunwald@swcmcd.org	P
Gerry Williams	SWCMCD – Operations Manager	gwilliams@swcmcd.org	P
Cammie Henderson	SWCMCD – Office Manager	chenderson@swcmcd.org	C
Pat Ballasch	DAG - Architect	pballasch@dagarchitects.com	
Steven Nicholson	DAG – Architect PM	snicholson@dagarchitects.com	P
Keith Johnson	Watford – Mechanical EOR	keith@whatfordengineering.com	
Ian Bernander	Watford – Mechanical Designer	ianb@watford-engineering.com	C
Jon Nash	O’Connell – Civil EOR	jon@oconnellengineers.com	
Alex London	O’Connell – Civil Project Engineer	alex@oconnellengineers.com	
Michael Ekblad	O’Connell – VP Landscaping	Michael@oconnellengineers.com	
Jason Albano	Wharton-Smith – Project Executive	jalbano@whartonsmith.com	
Langley Dickeson	Wharton-Smith – Project Manager	ldickeson@whartonsmith.com	P
Daniel McCutcheon	Wharton-Smith – Asst. Project Manager	dmccutcheon@whartonsmith.com	P
Phil Ward	Wharton-Smith – Superintendent	gward@whartonsmith.com	P
Kelley Royball	Wharton-Smith – Superintendent	kroyball@whartonsmith.com	
Cameron Pastorius	HG – Project Engineer	cpastorius@hgenineers.com	C
Tyson Sanders	O’Connell – Project Engineer	tyson@oconnellengineers.com	
Rick Engle	HG – Electrical EOR	rengle@hgenineers.com	











14 April 2026

South Walton Mosquito Control District
c/o Darrin Dunwald
774 N. Highway 393
Santa Rosa Beach, FL 32459

RE: Add service request for South Walton Mosquito Control District HQ

Darrin,

We are submitting this request to address cost overruns incurred during the Construction Administration phase of the Administration Building.

It is important to note that this request is not an effort to adjust our fee proportionally to the increased construction budget. Rather, we are seeking compensation solely to address the additional time and resources required to deliver CA services beyond what was originally anticipated, and to bring our compensation back in line with the effort expended. This effort included DAG and O’Connell & Associates, which both were effected by the extended duration of time as well as the plan revisions, field modifications, contractor coordination and preparation of details associated with the construction changes.

A summary of CA service phase performance is as follows:

DAG Service Order #4: CA	Budgeted \$59,589.00 Spent \$130,001.00	\$70,412.00 of additional effort in this phase.
O’Connell CA Duration & Revisions	See attached Add Services Letter to this proposal	\$41,100.00 of additional effort in this phase.

CA services were based on a 12-month construction schedule. Our CA efforts for the Administration Building commenced on **07/15/2024** and were finalized on **2/05/2026**, totaling **17-months**. This extended time was necessary to support the project and required our additional effort to see the project to the finish line to ensure the District received the quality product it deserves.

We remain committed to the successful completion of Phase 2 and have continued to provide the necessary level of service despite some challenges. This request is intended to fairly reconcile the discrepancy between the original fee assumptions and the actual time and effort required.

We appreciate your consideration and are available to discuss this request in further detail.

I. Compensation

The fee for these additional services is as follows:

Description	Fee Type	Amount
Add Service	Lump Sum	\$111,512.00

**Additional bookkeeping and support is available upon request.*

II. Conclusion

If you accept the Lump Sum Fee described above for the Additional Services, please provide your signature below.

Accepted By:

[Signature]

[Printed Name and Title]

We appreciate the opportunity to continue supporting this project and for your trust in our team.


Sincerely,



Pat Ballasch, AIA
President, DAG Architects

Attachments (as applicable):

- Exhibit A – O’Connell & Associates Additional Services Letter



April 8, 2026

DAG Architects
c/o Mr. Pat Ballasch
1223 Airport Road
Destin, Florida 32541

RE: South Walton Mosquito Control District
Campus Upgrade Project – Phase II
Additional Services – Contract Administration

Mr. Ballasch,

The purpose of this Additional Services Agreement (ASA) is to address additional Contract Administration services required during construction that were not included in our original Professional Engineering Services Proposal dated September 6, 2024. These additional services are associated with an extended construction duration and additional plan revisions, construction exhibits, and coordination services required during the construction phase of the project.

As outlined in our original proposal, Contract Administration services were included for a limited construction duration and level of effort. Since that time, the construction schedule has been extended, and additional engineering services have been required to support plan revisions, field modifications, contractor coordination, and preparation of exhibits and details associated with construction-related changes and coordination with Walton County and the project team.

These additional services are reflected in this Additional Services Proposal for your review and authorization. Please let us know if you have any questions or require further clarification.

Based on our understanding of the project, we propose to perform the following tasks as our Scope of Work:

CONTRACT ADMINISTRATION – CONSTRUCTION DURATION EXTENSION: \$14,400.00

1. The original Construction Administration scope was developed based on an anticipated 12-month construction schedule; however, the project duration has since extended to 16 months. As a result of this schedule and other unforeseen factors that have led to additional effort, the original budget for these services has been fully utilized. This additional scope provides Contract Administration services from the present date through the anticipated completion of construction in December 2026. Services to be provided include coordination with the Owner and Contractor, progress meetings, as-built drawing review, permit closeout services, site visits, and general construction phase coordination services.

The fee for these services is based on an anticipated average of \$1,600 per month of contract administration services for the remaining construction duration through December 2026.

CONTRACT ADMINISTRATION – CONSTRUCTION PLAN REVISIONS: \$26,700.00

1. Provide additional Contract Administration services associated with construction-related plan modifications, coordination drawings, and preparation of miscellaneous exhibits and details required during construction. These services include, but are not limited to, the following:

- a. Civil, landscaping, and lighting plan modifications (Phase 2)
 - Fleet Garage:
 - 1. Revision to building footprint prior to initial Development Order submittal.
 - 2. Revision prior to Development Order issuance to add downspouts and bollards and revise domestic water layout.
 - Fleet Maintenance Building:
 - 1. All revisions to Fleet Garage constituted a revision to Fleet Maintenance plans.
 - 2. Revision to building footprint prior to initial Development Order submittal.
 - 3. Revision prior to Development Order issuance to add mechanical pad on the north side of the building.
 - 4. AFC Plan revision to revise sewer lateral location, oil separator and storm pipe layout.
- b. Exhibits and details for bridge area modifications at central mosquito control ditch crossing.
- c. Enhanced landscape design for the project entry sign.
- d. Utility plan modifications to include a new water service on the west side of the project.
- e. Administration Building parking lot revisions resulting from a misplaced light pole.
- f. Administration Building parking lot asphalt compaction and installation concerns.
- g. Review, meetings and coordination regarding the incorrect installation of pond french drains and pond maintenance.
- h. Landscape plan modifications and Walton County deviation request regarding landscape buffers.
- i. Pedestrian bridge sidewalk modifications.
- j. Administration Building downspout and sidewalk revisions.

These services were performed in support of construction coordination, contractor requests, owner requested changes, and regulatory coordination during the construction phase.

Thank you for considering these additional scope items for this project. We look forward to continuing to assist with the successful completion of the project.

Sincerely,

O'CONNELL & ASSOCIATES
CONSULTING ENGINEERS, LLC



Neill R. O'Connell, P.E.
President

19 April 2026

South Walton Mosquito Control District
c/o Darrin Dunwald
774 N. Highway 393
Santa Rosa Beach, FL 32459

RE: Add Service for South Walton Mosquito Control District Phase II Fleet Maintenance – Architectural Services

Darrin,

Thank you for your continued collaboration with DAG Architects on the above-referenced project. We are pleased to provide this proposal for Additional Services to address the anticipated extended construction time and align DAG's Construction Administration schedule and fee.

The original Construction Administration fee was \$141,387 with an anticipated construction schedule of 12 months, at a rate of \$11,782.25 per month. The Contractor has extended the project out 4 additional months, so DAG requests an Add Service fee of \$47,129 for the additional Construction Administration time.

I. Compensation

The fee for these additional services is as follows:

Description	Fee Type	Amount
Add Service	Lump Sum	\$47,129.00

**Additional bookkeeping and support is available upon request.*

II. Conclusion

We appreciate the opportunity to continue supporting this project and thank you for your trust in our team.

To authorize DAG Architects to proceed with the Additional Services described above, please sign below. Upon receipt of this signed authorization, we will proceed accordingly.

Accepted By:

[Signature]

[Printed Name and Title]

Sincerely,

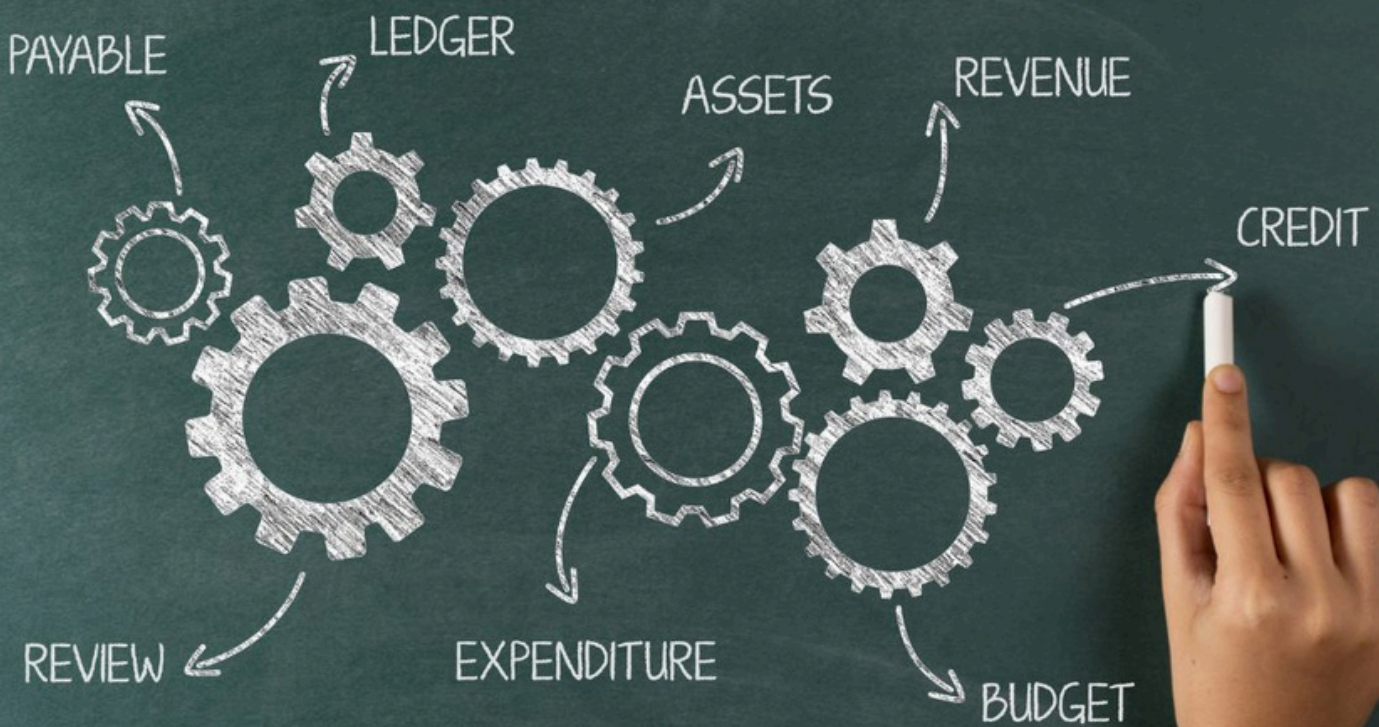


Pat Ballasch, AIA
President, DAG Architects

Attachments (as applicable):

- Exhibit A – DAG Hourly Billing Rates
- Exhibit B – Reference Documents or Revised Drawings

ADMINISTRATIVE REPORT



Commissioner Budget Update and Analysis

Financial activity through March (FY months October-March)

Bottom line: current-year FYTD activity remains positive at \$2,585,577. Including the \$10,676,586 prior-year surplus carryover, estimated available cash is \$13,262,163 after March. March construction spending was (\$921,289).

Executive Summary

- FYTD recurring revenue through March totals \$9,141,828, compared with (\$1,856,369) in operating expenses and (\$4,699,882) in construction spending.
- Construction remained elevated at (\$921,289) in March, lowering the current-year YTD balance from roughly \$3,449,322 at February close to \$2,585,577 and reducing carryover-adjusted available cash/resources to \$13,262,163.
- Payroll and benefits represent 54.9% of FYTD operating expense and 67.8% of March operating expense. Phase 2 A - Parking Garage remains the largest construction commitment at \$3,341,673 YTD (71.1% of construction).

Financial Snapshot

Carryover-Adjusted Cash Position

Prior-year surplus cash carryover totaled \$10,676,586. Adding the current-year net position after construction yields estimated available cash/resources of \$13,262,163 through March; that is down from approximately \$14,125,908 at February close.

All amounts shown in actual dollars; negative values are shown in parentheses. Prior-year surplus cash carryover is presented as opening cash rather than FYTD revenue; displayed values are rounded to the nearest dollar.

Metric	March	FYTD through March
Revenue	\$302,739	\$9,141,828
Operating expense	(\$245,194)	(\$1,856,369)
Operating surplus before construction	\$57,544	\$7,285,459
Construction spending	(\$921,289)	(\$4,699,882)
Net position after construction	(\$863,745)	\$2,585,577
Prior-year surplus cash carryover	-	\$10,676,586
Estimated cash available	-	\$13,262,163

Monthly Summary

Revenue below excludes the prior-year cash carryover for comparability across months.

Month	Revenue	Operating Expense	Construction	Net After Construction
Oct	\$140,459	(\$416,999)	(\$551,342)	(\$827,883)
Nov	\$1,986,215	(\$223,232)	(\$816,695)	\$946,288
Dec	\$5,665,007	(\$431,388)	(\$997,767)	\$4,235,851
Jan	\$681,719	(\$302,510)	(\$547,133)	(\$167,924)
Feb	\$365,690	(\$237,046)	(\$865,655)	(\$737,010)
Mar	\$302,739	(\$245,194)	(\$921,289)	(\$863,745)

March Operating Expense Drivers

Payroll, benefits, and general operating expenses made up the bulk of March's operating activity. The top eight categories below represented 95.5% of all March operating expenses.

Category	March	Share of Mar OpEx	FYTD
Personal Services	(\$98,606)	40.2%	(\$616,768)
Personal Services - Benefits	(\$67,600)	27.6%	(\$401,525)
Operating Expenses	(\$44,274)	18.1%	(\$302,536)
Publications & Dues	(\$7,500)	3.1%	(\$19,694)
Repairs & Maintenance	(\$5,309)	2.2%	(\$47,214)
Gas/Oil/Lube	(\$4,052)	1.7%	(\$18,130)
Utility Services	(\$3,591)	1.5%	(\$12,691)
Training	(\$3,113)	1.3%	(\$15,069)

Construction Program Update

Construction remains the principal use of funds outside normal operations. March spending was led by the Parking Garage, with substantial additional activity in the Administrative Building and Fleet Maintenance projects.

Project	March	FYTD	Share of FYTD Construction
Phase 2 A - Parking Garage	(\$497,188)	(\$3,341,673)	71.1%
Administrative Bldg	(\$210,356)	(\$767,418)	16.3%
Phase 2 B - Fleet Maintenance	(\$201,185)	(\$517,869)	11.0%
DAG - PHASE 2	(\$8,975)	(\$64,778)	1.4%
DAG - Admin Bldg	(\$3,586)	(\$8,146)	0.2%

Items to Watch

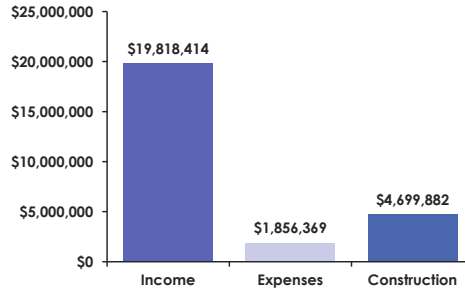
- Labor and project pacing: payroll and benefits remain the largest operating expense block, while Phase 2 B - Fleet Maintenance has used only 8.5% of its project budget so far, indicating potential for additional cash draw as work ramps up.

FINANCIAL REVIEW

SUMMARY YEAR TO DATE

Income	\$19,818,414
Expenses	\$1,856,369
Construction	\$4,699,882

BALANCE **\$13,262,163**



INCOME

Item	Oct	Nov	Dec	Jan	Feb	Mar	Total	% of Budget
Ad Valorem	92,229.53	1,942,309.45	5,613,753.39	616,318.88	311,943.12	252,320.76	\$ 8,828,875.13	86.91%
Interest Income	48,229.06	43,905.36	51,018.79	65,400.12	53,747.30	50,417.89	\$ 312,718.52	131.17%
Misc Income	-	-	234.39			-	\$ 234.39	15.63%
Other	-	-				-	\$ -	0.00%
Carryover - Prior Year Surplus					10,676,585.74	-	\$ 10,676,585.74	
Total	\$ 140,458.59	\$ 1,986,214.81	\$ 5,665,006.57	\$ 681,719.00	\$ 11,042,276.16	\$302,738.65	\$ 19,818,413.78	

EXPENSES (Not including construction)

Item	Oct	Nov	Dec	Jan	Feb	Mar	Total	Average
Personal Services	89,853.83	93,812.24	141,849.17	93,509.51	99,137.43	98,605.93	\$ 616,768	\$ 102,795
Personal Services - Benefits	60,353.85	57,159.01	76,361.56	73,748.48	66,302.40	67,599.99	\$ 401,525	\$ 66,921
Operating Expenses	34,781.53	45,063.75	122,691.03	39,498.99	16,225.89	44,274.31	\$ 302,536	\$ 50,423
Travel & Per Diem	145.06	-	7,100.80	1,922.00	4,946.94	1,929.94	\$ 16,045	\$ 2,674
Communication Services	899.65	951.40	955.49	954.49	640.74	2,025.08	\$ 6,427	\$ 1,071
Freight Services	232.63	323.65	223.55	-	-	63.31	\$ 843	\$ 141
Utility Services	1,830.64	1,151.37	1,599.46	1,956.22	2,562.07	3,590.89	\$ 12,691	\$ 2,115
Rental & Leases	-	-	672.99	-	385.00	275.00	\$ 1,333	\$ 222
Insurance	105,986.78	(5,321.00)	-	2,671.00	-	-	\$ 103,337	\$ 17,223
Repairs & Maintenance	3,728.37	1,777.78	26,977.14	4,393.33	5,028.95	5,308.55	\$ 47,214	\$ 7,869
Printing & Binding	59.98	-	-	175.96	-	-	\$ 236	\$ 39

EXPENSES (Not including construction)

Item	Oct	Nov	Dec	Jan	Feb	Mar	Total	Average
Promotional Activities	-	-	-	122.83	119.23	1,357.95	\$ 1,600	\$ 267
Other Charges	442.02	711.95	547.43	385.60	685.16	266.76	\$ 3,039	\$ 506
Office Supplies	4,364.49	992.94	816.43	3,602.07	5,526.46	1,838.88	\$ 17,141	\$ 2,857
Gassonline/Oil/Lube	4,008.69	3,376.41	2,068.32	1,403.17	3,221.51	4,051.60	\$ 18,130	\$ 3,022
Chemicals	93,349.60	22,092.00	42,614.00	62,491.20	27,040.00	-	\$ 247,587	\$ 41,264
Protective Clothing	315.60	363.04	95.96	192.79	451.49	1,267.72	\$ 2,687	\$ 448
Misc Supplies	1,691.95	777.56	1,916.18	4,029.92	3,342.07	1,800.27	\$ 13,558	\$ 2,260
Tools & Implements	-	-	-	-	59.99	325.00	\$ 385	\$ 64
Publications & Dues	11,147.37	-	259.50	287.50	500.00	7,500.00	\$ 19,694	\$ 3,282
Training	3,806.85	-	4,639.00	2,640.00	870.26	3,113.26	\$ 15,069	\$ 2,512
Capital Outlay* (No Construction Cost)	-	-	-	8,525.00	-	-	\$ 8,525	\$ 1,421
Total	\$ 416,998.89	\$ 223,232.10	\$ 431,388.01	\$ 302,510.06	\$ 237,045.59	\$245,194.44	\$ 1,856,369.09	\$ 309,395

Construction Costs

Item	Oct	Nov	Dec	Jan	Feb	Mar	Total	Budget
DAG - Admin Bldg	-	-	4,560.00	-	-	3,585.50	\$ 8,146	\$ 26,697
DAG - PHASE 2	18,655.20	9,907.50	9,290.00	8,975.00	8,975.00	8,975.00	\$ 64,778	\$ 178,529
Administrative Bldg	74,529.50	58,609.95	103,273.70	139,831.54	180,817.23	210,355.68	\$ 767,418	\$ 1,100,876
Phase 2 A - Parking Garage	458,157.54	743,263.18	857,197.56	283,704.86	502,160.93	497,188.45	\$ 3,341,673	\$ 5,515,551
Phase 2 B - Fleet Maintenance	-	4,914.30	23,446.00	114,622.00	173,701.55	201,184.70	\$ 517,869	\$ 6,095,365
Chicken Coop	-	-	-	-	-	-	\$ -	\$ 35,000
Total	\$ 551,342.24	\$ 816,694.93	\$ 997,767.26	\$ 547,133.40	\$ 865,654.71	\$921,289.33	\$ 4,699,881.87	\$12,952,017.92

South Walton County Mosquito Control District
Profit & Loss Budget vs. Actual

October 2025 through March 2

	October 2025 through March 2		TOTAL			
	Oct - Dec 25	Jan - Mar 26	Oct '25 - Mar 26	Budget	\$ Over Budget	% of Budget
Income						
311.000 · AD VALOREM						
311.001 · Prior Year Taxes/Other	207.60	0.00	207.60			
311.000 · AD VALOREM - Other	<u>7,648,084.77</u>	<u>1,180,582.76</u>	<u>8,828,667.53</u>	<u>9,867,839.22</u>	<u>-1,039,171.69</u>	<u>89.47%</u>
Total 311.000 · AD VALOREM	<u>7,648,292.37</u>	<u>1,180,582.76</u>	<u>8,828,875.13</u>	<u>9,867,839.22</u>	<u>-1,038,964.09</u>	<u>89.47%</u>
361.000 · Interest income	143,153.21	169,565.31	312,718.52	199,975.00	112,743.52	156.38%
369.000 · Other Misc Revenues	234.39	0.00	234.39	1,500.00	-1,265.61	15.63%
380 · Other Sources	<u>0.00</u>	<u>0.00</u>	<u>0.00</u>	<u>1,000.00</u>	<u>-1,000.00</u>	<u>0.0%</u>
Total Income	<u>7,791,679.97</u>	<u>1,350,148.07</u>	<u>9,141,828.04</u>	<u>10,070,314.22</u>	<u>-928,486.18</u>	<u>90.78%</u>
Gross Profit	<u>7,791,679.97</u>	<u>1,350,148.07</u>	<u>9,141,828.04</u>	<u>10,070,314.22</u>	<u>-928,486.18</u>	<u>90.78%</u>
Expense						
10 · PERSONAL SERVICES						
11 · Commissioner Salaries	3,877.02	3,323.16	7,200.18	14,400.00	-7,199.82	50.0%
12 · Regular Salaries and wages						
16 · Compensated annual leave	17,752.99	23,098.60	40,851.59			
12 · Regular Salaries and wages - Other	<u>303,471.02</u>	<u>264,233.94</u>	<u>567,704.96</u>			
Total 12 · Regular Salaries and wages	<u>321,224.01</u>	<u>287,332.54</u>	<u>608,556.55</u>	<u>1,516,300.00</u>	<u>-907,743.45</u>	<u>40.13%</u>
13 · Other salaries and wages	0.00	0.00	0.00	25,000.00	-25,000.00	0.0%
14 · Overtime	414.21	597.17	1,011.38	15,000.00	-13,988.62	6.74%
10 · PERSONAL SERVICES - Other	<u>0.00</u>	<u>0.00</u>	<u>0.00</u>			
Total 10 · PERSONAL SERVICES	<u>325,515.24</u>	<u>291,252.87</u>	<u>616,768.11</u>	<u>1,570,700.00</u>	<u>-953,931.89</u>	<u>39.27%</u>
20 · PERSONAL SERVICES BENEFITS						
21 · FICA Taxes	23,687.00	20,939.69	44,626.69	120,000.00	-75,373.31	37.19%
21.3 · Federal Unemployment	188.85	824.78	1,013.63	3,000.00	-1,986.37	33.79%
22 · Retirement contributions						
22.2 · FRS paid by District	<u>53,847.04</u>	<u>48,342.40</u>	<u>102,189.44</u>			
Total 22 · Retirement contributions	<u>53,847.04</u>	<u>48,342.40</u>	<u>102,189.44</u>	<u>256,356.00</u>	<u>-154,166.56</u>	<u>39.86%</u>
23 · Life and Health Insurance						
23.1 · AFLAC	-555.16	142.06	-413.10			
23.3 · Vision	-19.04	131.36	112.32			
23.4 · Life Insurance	1,791.77	1,863.42	3,655.19	4,000.00	-344.81	91.38%
23.5 · STD/LTD	2,655.34	2,901.36	5,556.70	25,000.00	-19,443.30	22.23%

South Walton County Mosquito Control District Profit & Loss Budget vs. Actual

	October 2025 through March 2			TOTAL		
	Oct - Dec 25	Jan - Mar 26	Oct '25 - Mar 26	Budget	\$ Over Budget	% of Budget
23.55 · Dental	1,801.18	2,247.28	4,048.46	18,000.00	-13,951.54	22.49%
23.7 · Supplement Insurance Program	70.00	60.00	130.00			
23.8 · BCBS of Florida - Medical Insur	103,531.28	115,819.36	219,350.64	300,000.00	-80,649.36	73.12%
Total 23 · Life and Health Insurance	109,275.37	123,164.84	232,440.21	347,000.00	-114,559.79	66.99%
24 · WORKERS COMP	0.00	0.00	0.00	15,000.00	-15,000.00	0.0%
25 · Unemployment Compensation	0.00	2,475.00	2,475.00	15,000.00	-12,525.00	16.5%
26 · Other postemployment benefits						
26.2 · Jose Hernandez	3,525.58	6,272.58	9,798.16	20,200.00	-10,401.84	48.51%
26.3 · Geraldine Via	3,717.78	5,631.58	9,349.36	20,200.00	-10,850.64	46.28%
Total 26 · Other postemployment benefits	7,243.36	11,904.16	19,147.52	40,400.00	-21,252.48	47.4%
Total 20 · PERSONAL SERVICES BENEFITS	194,241.62	207,650.87	401,892.49	796,756.00	-394,863.51	50.44%
30 · OPERATING EXPENSES						
30.3 · Kristine Faulk	450.00	450.00	900.00	1,800.00	-900.00	50.0%
30.5 · J Doug Liles	450.00	450.00	900.00	1,800.00	-900.00	50.0%
30.6 · Stephen Young	450.00	450.00	900.00	1,800.00	-900.00	50.0%
30.9 · Commissioner Monthly Stipend	0.00	225.00	225.00			
31 · Professional Services						
31.1 · Property Appraiser Fees	23,594.12	23,594.12	47,188.24	100,000.00	-52,811.76	47.19%
31.2 · Tax Collector Fees	151,242.90	23,611.65	174,854.55	200,000.00	-25,145.45	87.43%
31.4 · Medical Services	88.00	48.00	136.00	5,000.00	-4,864.00	2.72%
Total 31 · Professional Services	174,925.02	47,253.77	222,178.79	305,000.00	-82,821.21	72.85%
31.3 · Legal and Engineering Service						
31.6 · Legal Services	8,610.00	2,797.50	11,407.50	25,000.00	-13,592.50	45.63%
31.8 · Albrecht Engineering	0.00	0.00	0.00	78,000.00	-78,000.00	0.0%
Total 31.3 · Legal and Engineering Service	8,610.00	2,797.50	11,407.50	103,000.00	-91,592.50	11.08%
32 · ACCOUNTING & AUDITING	0.00	0.00	0.00	40,000.00	-40,000.00	0.0%
34.00 · Other Services						
34.12 · Other services IT Hosting	0.00	46.38	46.38			
34.13 · NetData Consulting Services	4,748.00	7,122.00	11,870.00			
34.14 · LiveOak Fiber	338.00	507.00	845.00			
34.19 · IPS Contract Service Plan	165.00	165.00	330.00			
34.20 · UNIFIRST	1,224.86	1,087.13	2,311.99			

South Walton County Mosquito Control District
Profit & Loss Budget vs. Actual

	October 2025 through March 2			TOTAL		
	Oct - Dec 25	Jan - Mar 26	Oct '25 - Mar 26	Budget	\$ Over Budget	% of Budget
34.32 · EverOn System Montioring	2,386.45	799.29	3,185.74			
34.33 · Other Contractual Services	7,213.98	33,921.12	41,135.10			
34.00 · Other Services - Other	1,575.00	4,725.00	6,300.00			
Total 34.00 · Other Services	17,651.29	48,372.92	66,024.21	57,900.00	8,124.21	114.03%
Total 30 · OPERATING EXPENSES	202,536.31	99,999.19	302,535.50	511,300.00	-208,764.50	59.17%
40 · TRAVEL & PER DIEM						
40.1 · PER DIEM OR MEALS	1,498.00	2,879.94	4,377.94	12,000.00	-7,622.06	36.48%
40.2 · INCIDENTAL TRAVEL	45.98	106.74	152.72	2,000.00	-1,847.28	7.64%
40.3 · PRIVIATE VEHICLES	1,428.00	52.20	1,480.20	5,500.00	-4,019.80	26.91%
40.4 · Hotel	4,273.88	5,760.00	10,033.88	20,000.00	-9,966.12	50.17%
40.5 · Air Lines	0.00	0.00	0.00	5,000.00	-5,000.00	0.0%
40 · TRAVEL & PER DIEM - Other	0.00	0.00	0.00	0.00	0.00	0.0%
Total 40 · TRAVEL & PER DIEM	7,245.86	8,798.88	16,044.74	44,500.00	-28,455.26	36.06%
41 · COMMUNICATION SERVICES						
41.1 · Cellular Service	2,324.82	2,984.56	5,309.38	8,000.00	-2,690.62	66.37%
41.2 · Office Phone & Internet	481.72	635.75	1,117.47	5,000.00	-3,882.53	22.35%
41 · COMMUNICATION SERVICES - Other	0.00	0.00	0.00	6,000.00	-6,000.00	0.0%
Total 41 · COMMUNICATION SERVICES	2,806.54	3,620.31	6,426.85	19,000.00	-12,573.15	33.83%
42 · FREIGHT SERVICES	779.83	63.31	843.14	6,400.00	-5,556.86	13.17%
43 · UTILITY SERVICES						
43.02 · Water/Sewer	674.31	1,089.85	1,764.16	3,000.00	-1,235.84	58.81%
43.03 · Electrical	3,335.60	5,197.22	8,532.82	22,000.00	-13,467.18	38.79%
43.04 · GARBAGE SOLID WASTE SERVICES	322.80	322.80	645.60	2,500.00	-1,854.40	25.82%
43.05 · Gas Service	248.76	1,499.31	1,748.07	2,140.00	-391.93	81.69%
Total 43 · UTILITY SERVICES	4,581.47	8,109.18	12,690.65	29,640.00	-16,949.35	42.82%
44 · RENTALS & LEASES	672.99	660.00	1,332.99	10,000.00	-8,667.01	13.33%
45 · INSURANCE						
45.3 · FLOOD INSURANCE	0.00	2,671.00	2,671.00	5,000.00	-2,329.00	53.42%
45.5 · Workers Comp Insurance	25,320.78	0.00	25,320.78	35,000.00	-9,679.22	72.35%
45.6 · General liability	75,345.00	0.00	75,345.00	98,000.00	-22,655.00	76.88%
45.7 · Drone Insurance	0.00	0.00	0.00	30,000.00	-30,000.00	0.0%
Total 45 · INSURANCE	100,665.78	2,671.00	103,336.78	168,000.00	-64,663.22	61.51%

South Walton County Mosquito Control District
Profit & Loss Budget vs. Actual

	October 2025 through March 2			TOTAL		
	Oct - Dec 25	Jan - Mar 26	Oct '25 - Mar 26	Budget	\$ Over Budget	% of Budget
46 · REPAIR & MAINTENANCE SERVICES						
46.11 · Maint Bldg/Ground by others	0.00	0.00	0.00	5,000.00	-5,000.00	0.0%
46.2 · Maintenance of Automotive Equip	52.14	16.17	68.31	45,000.00	-44,931.69	0.15%
46.3 · Maintenance of Equipment Office						
46.31 · Software Maintenance Office Eq	25,368.15	6,076.76	31,444.91	45,000.00	-13,555.09	69.88%
46.34 · NetData	2,370.00	3,952.00	6,322.00			
46.3 · Maintenance of Equipment Office - Othe	0.00	0.00	0.00	1,000.00	-1,000.00	0.0%
Total 46.3 · Maintenance of Equipment Office	27,738.15	10,028.76	37,766.91	46,000.00	-8,233.09	82.1%
46.4 · Maint Other Equipment by others	61.57	0.00	61.57	4,500.00	-4,438.43	1.37%
46.5 · Maint of Build & Grounds by Dis	332.07	462.79	794.86	3,000.00	-2,205.14	26.5%
46.6 · Maint of equipment by District	2,799.36	4,223.11	7,022.47	20,000.00	-12,977.53	35.11%
Total 46 · REPAIR & MAINTENANCE SERVICES	30,983.29	14,730.83	45,714.12	123,500.00	-77,785.88	37.02%
47 · PRINTING & BINDING	59.98	175.96	235.94	3,000.00	-2,764.06	7.87%
48 · PROMOTIONAL ACTIVITIES	0.00	1,600.01	1,600.01	8,000.00	-6,399.99	20.0%
49 · OTHER CURRENT CHARGES						
49.1 · Other Government Agencies	206.08	267.96	474.04			
49.2 · advertising required by law	323.00	224.97	547.97			
49 · OTHER CURRENT CHARGES - Other	1,172.32	844.59	2,016.91			
Total 49 · OTHER CURRENT CHARGES	1,701.40	1,337.52	3,038.92	6,000.00	-2,961.08	50.65%
50 · SUPPLIES/MATERIALS						
50.1 · Culligan	48.51	0.00	48.51			
50.3 · Employee Committee	3,960.07	392.90	4,352.97	10,000.00	-5,647.03	43.53%
51 · Office Supplies	2,165.28	10,574.51	12,739.79	10,000.00	2,739.79	127.4%
50 · SUPPLIES/MATERIALS - Other	0.00	0.00	0.00	5,000.00	-5,000.00	0.0%
Total 50 · SUPPLIES/MATERIALS	6,173.86	10,967.41	17,141.27	25,000.00	-7,858.73	68.57%
52 · Operating Supplies						
52.1 · Gasoline Oil Lubricant						
52.11 · Gasoline	4,936.24	4,998.95	9,935.19			
52.12 · Diesel	3,858.16	2,973.30	6,831.46	0.00	6,831.46	100.0%
52.13 · Gasoline other than District	238.04	494.19	732.23			
52.1 · Gasoline Oil Lubricant - Other	420.98	209.84	630.82	50,000.00	-49,369.18	1.26%
Total 52.1 · Gasoline Oil Lubricant	9,453.42	8,676.28	18,129.70	50,000.00	-31,870.30	36.26%

South Walton County Mosquito Control District
Profit & Loss Budget vs. Actual

	October 2025 through March 2			TOTAL		
	Oct - Dec 25	Jan - Mar 26	Oct '25 - Mar 26	Budget	\$ Over Budget	% of Budget
52.2 · Chemicals Solvents Additives						
52.204 · VMX Vectomax FG	32,748.00	33,696.00	66,444.00			
52.205 · Altosid P-35	32,400.00	0.00	32,400.00			
52.208 · Duplex-G Granular IGR	26,240.00	54,080.00	80,320.00			
52.22 · VLX VCTOLEX WDG	0.00	1,755.20	1,755.20			
52.25 · Fourstar BTI CRG 35 lb	64,067.20	0.00	64,067.20			
52.26 · Altosid XR Slim	2,600.40	0.00	2,600.40			
52.2 · Chemicals Solvents Additives - Other	0.00	0.00	0.00			
Total 52.2 · Chemicals Solvents Additives	158,055.60	89,531.20	247,586.80	900,000.00	-652,413.20	27.51%
52.3 · Clothing and Wearing Apparel						
52.31 · uniforms	294.95	506.08	801.03			
52.32 · Boots	363.04	1,346.13	1,709.17			
52.33 · Misc. clothing	116.61	59.79	176.40			
52.3 · Clothing and Wearing Apparel - Other	0.00	0.00	0.00			
Total 52.3 · Clothing and Wearing Apparel	774.60	1,912.00	2,686.60	10,000.00	-7,313.40	26.87%
52.4 · Misc Supplies & Incidentals						
52.41 · Yellow Fly	0.00	91.05	91.05	5,000.00	-4,908.95	1.82%
52.411 · UAS - Drone Supplies	81.95	444.78	526.73	2,000.00	-1,473.27	26.34%
52.42 · Mosquito	317.98	1,003.43	1,321.41	5,000.00	-3,678.59	26.43%
52.43 · DITCHES	0.00	141.91	141.91	10,000.00	-9,858.09	1.42%
52.44 · Safety	1,169.99	769.11	1,939.10	4,000.00	-2,060.90	48.48%
52.45 · Shop	825.17	1,095.83	1,921.00	5,000.00	-3,079.00	38.42%
52.47 · Chickens	1,073.56	1,198.39	2,271.95	5,000.00	-2,728.05	45.44%
52.48 · Lab	917.04	4,102.76	5,019.80	11,000.00	-5,980.20	45.64%
52.4 · Misc Supplies & Incidentals - Other	0.00	325.00	325.00			
Total 52.4 · Misc Supplies & Incidentals	4,385.69	9,172.26	13,557.95	47,000.00	-33,442.05	28.85%
52.5 · Tool and small implements	0.00	384.99	384.99	4,000.00	-3,615.01	9.63%
Total 52 · Operating Supplies	172,669.31	109,676.73	282,346.04	1,011,000.00	-728,653.96	27.93%
54 · BOOKS, DUES & SUBSCRIPTIONS	11,406.87	8,287.50	19,694.37	43,000.00	-23,305.63	45.8%
55 · TRAINING						
55.1 · Conferences	0.00	1,732.00	1,732.00			
55.2 · Classroom Education	17.85	1,833.26	1,851.11			

South Walton County Mosquito Control District
Profit & Loss Budget vs. Actual

	October 2025 through March 2			TOTAL		
	Oct - Dec 25	Jan - Mar 26	Oct '25 - Mar 26	Budget	\$ Over Budget	% of Budget
55.3 · Virtual Training	49.00	632.26	681.26			
55 · TRAINING - Other	8,379.00	2,426.00	10,805.00			
Total 55 · TRAINING	8,445.85	6,623.52	15,069.37	29,738.00	-14,668.63	50.67%
60 · CAPITAL OUTLAY						
60.1 · DAG	4,560.00	3,585.50	8,145.50	26,696.70	-18,551.20	30.51%
60.15 · DAG - Phase II	37,852.70	26,925.00	64,777.70	178,528.80	-113,751.10	36.28%
60.2 · Capital Outlay – New Admin	236,413.75	530,935.51	767,349.26	1,100,876.42	-333,527.16	69.7%
60.3 · Capital Outlay - New ParkingP#2	2,060,865.46	1,283,123.18	3,343,988.64	5,515,551.00	-2,171,562.36	60.63%
60.4 · Capital Outlay - New Chick Coop	0.00	0.00	0.00	35,000.00	-35,000.00	0.0%
60.5 · Capital Outlay - New Shop P#2						
60.55 · Shop Fixtures	0.00	0.00	0.00	125,000.00	-125,000.00	0.0%
60.5 · Capital Outlay - New Shop P#2 - Other	28,360.30	489,508.25	517,868.55	6,095,365.00	-5,577,496.45	8.5%
Total 60.5 · Capital Outlay - New Shop P#2	28,360.30	489,508.25	517,868.55	6,220,365.00	-5,702,496.45	8.33%
60 · CAPITAL OUTLAY - Other	0.00	8,525.00	8,525.00	991,067.82	-982,542.82	0.86%
Total 60 · CAPITAL OUTLAY	2,368,052.21	2,342,602.44	4,710,654.65	14,068,085.74	-9,357,431.09	33.49%
66900 · Reconciliation Discrepancies	0.00	0.00	0.00			
89 · CONTINQENCY	0.00	0.00	0.00	700,000.00	-700,000.00	0.0%
Total Expense	3,438,538.41	3,118,827.53	6,557,365.94	19,173,619.74	-12,616,253.80	34.2%
Net Income	4,353,141.56	-1,768,679.46	2,584,462.10	-9,103,305.52	11,687,767.62	-28.39%

South Walton County Mosquito Control District
Profit & Loss Prev Year Comparison
October 2025 through March 2026

	<u>Oct '25 - Mar 26</u>	<u>Oct '24 - Mar 25</u>	<u>\$ Change</u>	<u>% Change</u>
Income				
311.000 · AD VALOREM				
311.001 · Prior Year Taxes/Other	207.60	1,914.08	-1,706.48	-89.15%
311.000 · AD VALOREM - Other	8,828,667.53	7,829,918.85	998,748.68	12.76%
Total 311.000 · AD VALOREM	<u>8,828,875.13</u>	<u>7,831,832.93</u>	<u>997,042.20</u>	<u>12.73%</u>
361.000 · Interest income	312,718.52	388,287.87	-75,569.35	-19.46%
364.000 · Disposition of Fixed Assets	0.00	44,955.00	-44,955.00	-100.0%
369.000 · Other Misc Revenues	234.39	1,027.32	-792.93	-77.18%
Total Income	<u>9,141,828.04</u>	<u>8,266,103.12</u>	<u>875,724.92</u>	<u>10.59%</u>
Gross Profit	9,141,828.04	8,266,103.12	875,724.92	10.59%
Expense				
10 · PERSONAL SERVICES				
11 · Commissioner Salaries	7,200.18	7,200.18	0.00	0.0%
12 · Regular Salaries and wages				
16 · Compensated annual leave	40,851.59	53,525.16	-12,673.57	-23.68%
12 · Regular Salaries and wages - Other	567,704.96	580,050.36	-12,345.40	-2.13%
Total 12 · Regular Salaries and wages	<u>608,556.55</u>	<u>633,575.52</u>	<u>-25,018.97</u>	<u>-3.95%</u>
14 · Overtime				
18 · Compensated Compensatory Leave	0.00	598.14	-598.14	-100.0%
14 · Overtime - Other	1,011.38	364.66	646.72	177.35%
Total 14 · Overtime	<u>1,011.38</u>	<u>962.80</u>	<u>48.58</u>	<u>5.05%</u>
10 · PERSONAL SERVICES - Other	0.00	0.00	0.00	0.0%
Total 10 · PERSONAL SERVICES	<u>616,768.11</u>	<u>641,738.50</u>	<u>-24,970.39</u>	<u>-3.89%</u>
20 · PERSONAL SERVICES BENEFITS				
21 · FICA Taxes	44,626.69	45,943.36	-1,316.67	-2.87%
21.3 · Federal Unemployment	1,013.63	877.37	136.26	15.53%
22 · Retirement contributions				
22.2 · FRS paid by District	102,189.44	103,751.91	-1,562.47	-1.51%
Total 22 · Retirement contributions	<u>102,189.44</u>	<u>103,751.91</u>	<u>-1,562.47</u>	<u>-1.51%</u>
23 · Life and Health Insurance				

**South Walton County Mosquito Control District
Profit & Loss Prev Year Comparison
October 2025 through March 2026**

	<u>Oct '25 - Mar 26</u>	<u>Oct '24 - Mar 25</u>	<u>\$ Change</u>	<u>% Change</u>
23.1 · AFLAC	-413.10	-156.56	-256.54	-163.86%
23.3 · Vision	112.32	292.89	-180.57	-61.65%
23.4 · Life Insurance	3,655.19	4,147.34	-492.15	-11.87%
23.5 · STD/LTD	5,556.70	6,634.83	-1,078.13	-16.25%
23.55 · Dental	4,048.46	4,540.92	-492.46	-10.85%
23.7 · Supplement Insurance Program	130.00	1,230.00	-1,100.00	-89.43%
23.8 · BCBS of Florida - Medical Insur	219,350.64	222,978.22	-3,627.58	-1.63%
Total 23 · Life and Health Insurance	232,440.21	239,667.64	-7,227.43	-3.02%
25 · Unemployment Compensation	2,475.00	0.00	2,475.00	100.0%
26 · Other postemployment benefits				
26.2 · Jose Hernandez	9,798.16	9,133.12	665.04	7.28%
26.3 · Geraldine Via	9,349.36	8,789.72	559.64	6.37%
Total 26 · Other postemployment benefits	19,147.52	17,922.84	1,224.68	6.83%
Total 20 · PERSONAL SERVICES BENEFITS	401,892.49	408,163.12	-6,270.63	-1.54%
30 · OPERATING EXPENSES				
30.3 · Kristine Faulk	900.00	900.00	0.00	0.0%
30.5 · J Doug Liles	900.00	900.00	0.00	0.0%
30.6 · Stephen Young	900.00	900.00	0.00	0.0%
30.9 · Commissioner Monthly Stipend	225.00	0.00	225.00	100.0%
31 · Professional Services				
31.1 · Property Appraiser Fees	47,188.24	37,862.58	9,325.66	24.63%
31.2 · Tax Collector Fees	174,854.55	154,935.57	19,918.98	12.86%
31.4 · Medical Services	136.00	176.00	-40.00	-22.73%
Total 31 · Professional Services	222,178.79	192,974.15	29,204.64	15.13%
31.3 · Legal and Engineering Service				
31.6 · Legal Services	11,407.50	6,662.50	4,745.00	71.22%
31.8 · Albrecht Engineering	0.00	3,200.00	-3,200.00	-100.0%
Total 31.3 · Legal and Engineering Service	11,407.50	9,862.50	1,545.00	15.67%
32 · ACCOUNTING & AUDITING				
32.1 · Audit	0.00	2,000.00	-2,000.00	-100.0%

South Walton County Mosquito Control District
Profit & Loss Prev Year Comparison
October 2025 through March 2026

	<u>Oct '25 - Mar 26</u>	<u>Oct '24 - Mar 25</u>	<u>\$ Change</u>	<u>% Change</u>
Total 32 · ACCOUNTING & AUDITING	0.00	2,000.00	-2,000.00	-100.0%
34.00 · Other Services				
34.12 · Other services IT Hosting	46.38	0.00	46.38	100.0%
34.13 · NetData Consulting Services	11,870.00	13,734.00	-1,864.00	-13.57%
34.14 · LiveOak Fiber	845.00	0.00	845.00	100.0%
34.19 · IPS Contract Service Plan	330.00	0.00	330.00	100.0%
34.20 · UNIFIRST	2,311.99	3,944.83	-1,632.84	-41.39%
34.32 · EverOn System Montioring	3,185.74	0.00	3,185.74	100.0%
34.33 · Other Contractual Services	41,135.10	7,907.38	33,227.72	420.21%
34.00 · Other Services - Other	6,300.00	120.00	6,180.00	5,150.0%
Total 34.00 · Other Services	<u>66,024.21</u>	<u>25,706.21</u>	<u>40,318.00</u>	<u>156.84%</u>
Total 30 · OPERATING EXPENSES	302,535.50	233,242.86	69,292.64	29.71%
40 · TRAVEL & PER DIEM				
40.1 · PER DIEM OR MEALS	4,377.94	2,662.00	1,715.94	64.46%
40.2 · INCIDENTAL TRAVEL	152.72	0.00	152.72	100.0%
40.3 · PRIVIATE VEHICLES	1,480.20	813.40	666.80	81.98%
40.4 · Hotel	10,033.88	5,644.71	4,389.17	77.76%
Total 40 · TRAVEL & PER DIEM	<u>16,044.74</u>	<u>9,120.11</u>	<u>6,924.63</u>	<u>75.93%</u>
41 · COMMUNICATION SERVICES				
41.1 · Cellular Service	5,309.38	3,745.78	1,563.60	41.74%
41.2 · Office Phone & Internet	1,117.47	1,867.69	-750.22	-40.17%
Total 41 · COMMUNICATION SERVICES	<u>6,426.85</u>	<u>5,613.47</u>	<u>813.38</u>	<u>14.49%</u>
42 · FREIGHT SERVICES	843.14	757.63	85.51	11.29%
43 · UTILITY SERVICES				
43.02 · Water/Sewer	1,764.16	484.36	1,279.80	264.23%
43.03 · Electrical	8,532.82	4,783.09	3,749.73	78.4%
43.04 · GARBAGE SOLID WASTE SERVICES	645.60	693.77	-48.17	-6.94%
43.05 · Gas Service	1,748.07	0.00	1,748.07	100.0%
Total 43 · UTILITY SERVICES	<u>12,690.65</u>	<u>5,961.22</u>	<u>6,729.43</u>	<u>112.89%</u>
44 · RENTALS & LEASES	1,332.99	9,511.09	-8,178.10	-85.99%

South Walton County Mosquito Control District
Profit & Loss Prev Year Comparison
October 2025 through March 2026

	<u>Oct '25 - Mar 26</u>	<u>Oct '24 - Mar 25</u>	<u>\$ Change</u>	<u>% Change</u>
45 · INSURANCE				
45.3 · FLOOD INSURANCE	2,671.00	2,755.00	-84.00	-3.05%
45.5 · Workers Comp Insurance	25,320.78	30,421.33	-5,100.55	-16.77%
45.6 · General liability	75,345.00	60,441.00	14,904.00	24.66%
45.7 · Drone Insurance	0.00	22,406.77	-22,406.77	-100.0%
Total 45 · INSURANCE	<u>103,336.78</u>	<u>116,024.10</u>	<u>-12,687.32</u>	<u>-10.94%</u>
46 · REPAIR & MAINTENANCE SERVICES				
46.11 · Maint Bldg/Ground by others	0.00	4,500.00	-4,500.00	-100.0%
46.2 · Maintenance of Automotive Equip	68.31	1,167.06	-1,098.75	-94.15%
46.3 · Maintenance of Equipment Office				
46.31 · Software Maintenance Office Eq	31,444.91	10,516.58	20,928.33	199.0%
46.34 · NetData	6,322.00	0.00	6,322.00	100.0%
Total 46.3 · Maintenance of Equipment Office	<u>37,766.91</u>	<u>10,516.58</u>	<u>27,250.33</u>	<u>259.12%</u>
46.4 · Maint Other Equipment by others	61.57	730.44	-668.87	-91.57%
46.5 · Maint of Build & Grounds by Dis	794.86	0.00	794.86	100.0%
46.6 · Maint of equipment by District	7,022.47	8,446.84	-1,424.37	-16.86%
46.61 · Maintenance material	0.00	509.81	-509.81	-100.0%
Total 46 · REPAIR & MAINTENANCE SERVICES	<u>45,714.12</u>	<u>25,870.73</u>	<u>19,843.39</u>	<u>76.7%</u>
47 · PRINTING & BINDING	235.94	0.00	235.94	100.0%
48 · PROMOTIONAL ACTIVITIES	1,600.01	3,013.22	-1,413.21	-46.9%
49 · OTHER CURRENT CHARGES				
49.1 · Other Government Agencies	474.04	761.03	-286.99	-37.71%
49.2 · advertising required by law	547.97	776.81	-228.84	-29.46%
49 · OTHER CURRENT CHARGES - Other	2,016.91	3,332.59	-1,315.68	-39.48%
Total 49 · OTHER CURRENT CHARGES	<u>3,038.92</u>	<u>4,870.43</u>	<u>-1,831.51</u>	<u>-37.61%</u>
50 · SUPPLIES/MATERIALS				
50.1 · Culligan	48.51	312.94	-264.43	-84.5%
50.3 · Employee Committee	4,352.97	3,891.04	461.93	11.87%
51 · Office Supplies	12,739.79	2,346.63	10,393.16	442.9%
Total 50 · SUPPLIES/MATERIALS	<u>17,141.27</u>	<u>6,550.61</u>	<u>10,590.66</u>	<u>161.67%</u>

South Walton County Mosquito Control District
Profit & Loss Prev Year Comparison
October 2025 through March 2026

	<u>Oct '25 - Mar 26</u>	<u>Oct '24 - Mar 25</u>	<u>\$ Change</u>	<u>% Change</u>
52 · Operating Supplies				
52.1 · Gasoline Oil Lubricant				
52.11 · Gasoline	9,935.19	12,233.50	-2,298.31	-18.79%
52.12 · Diesel				
52.121 · Diesel Exhaust Fluide DEF	0.00	240.34	-240.34	-100.0%
52.12 · Diesel - Other	6,831.46	5,136.09	1,695.37	33.01%
Total 52.12 · Diesel	<u>6,831.46</u>	<u>5,376.43</u>	<u>1,455.03</u>	<u>27.06%</u>
52.13 · Gasoline other than District	732.23	331.19	401.04	121.09%
52.1 · Gasoline Oil Lubricant - Other	630.82	0.00	630.82	100.0%
Total 52.1 · Gasoline Oil Lubricant	<u>18,129.70</u>	<u>17,941.12</u>	<u>188.58</u>	<u>1.05%</u>
52.2 · Chemicals Solvents Additives				
52.201 · PermaSease	0.00	32,919.75	-32,919.75	-100.0%
52.202 · Fyfanon	0.00	18,821.07	-18,821.07	-100.0%
52.204 · VMX Vectomax FG	66,444.00	31,737.00	34,707.00	109.36%
52.205 · Altosid P-35	32,400.00	84,210.00	-51,810.00	-61.53%
52.208 · Duplex-G Granular IGR	80,320.00	0.00	80,320.00	100.0%
52.21 · Natular XRT Tablet	0.00	5,174.40	-5,174.40	-100.0%
52.22 · VLX VCTOLEX WDG	1,755.20	4,815.00	-3,059.80	-63.55%
52.25 · Fourstar BTI CRG 35 lb	64,067.20	20,987.40	43,079.80	205.27%
52.26 · Altosid XR Slim	2,600.40	0.00	2,600.40	100.0%
52.28 · VectoBac WDG	0.00	1,112.92	-1,112.92	-100.0%
Total 52.2 · Chemicals Solvents Additives	<u>247,586.80</u>	<u>199,777.54</u>	<u>47,809.26</u>	<u>23.93%</u>
52.3 · Clothing and Wearing Apparel				
52.31 · uniforms	801.03	5,157.68	-4,356.65	-84.47%
52.32 · Boots	1,709.17	943.85	765.32	81.09%
52.33 · Misc. clothing	176.40	0.00	176.40	100.0%
Total 52.3 · Clothing and Wearing Apparel	<u>2,686.60</u>	<u>6,101.53</u>	<u>-3,414.93</u>	<u>-55.97%</u>
52.4 · Misc Supplies & Incidentals				
52.41 · Yellow Fly	91.05	0.00	91.05	100.0%
52.411 · UAS - Drone Supplies	526.73	5.00	521.73	10,434.6%

South Walton County Mosquito Control District
Profit & Loss Prev Year Comparison
October 2025 through March 2026

	<u>Oct '25 - Mar 26</u>	<u>Oct '24 - Mar 25</u>	<u>\$ Change</u>	<u>% Change</u>
52.42 · Mosquito	1,321.41	1,391.11	-69.70	-5.01%
52.43 · DITCHES	141.91	0.00	141.91	100.0%
52.44 · Safety	1,939.10	2,900.43	-961.33	-33.14%
52.45 · Shop	1,921.00	1,799.31	121.69	6.76%
52.47 · Chickens	2,271.95	1,781.35	490.60	27.54%
52.48 · Lab	5,019.80	312.98	4,706.82	1,503.87%
52.4 · Misc Supplies & Incidentals - Other	325.00	0.00	325.00	100.0%
Total 52.4 · Misc Supplies & Incidentals	13,557.95	8,190.18	5,367.77	65.54%
52.5 · Tool and small implements	384.99	0.00	384.99	100.0%
Total 52 · Operating Supplies	282,346.04	232,010.37	50,335.67	21.7%
54 · BOOKS, DUES & SUBSCRIPTIONS	19,694.37	12,154.75	7,539.62	62.03%
55 · TRAINING				
55.1 · Conferences	1,732.00	3,040.00	-1,308.00	-43.03%
55.2 · Classroom Education	1,851.11	1,705.00	146.11	8.57%
55.3 · Virtual Training	681.26	89.08	592.18	664.77%
55 · TRAINING - Other	10,805.00	0.00	10,805.00	100.0%
Total 55 · TRAINING	15,069.37	4,834.08	10,235.29	211.73%
60 · CAPITAL OUTLAY				
60.1 · DAG	8,145.50	12,821.25	-4,675.75	-36.47%
60.15 · DAG - Phase II	64,777.70	631,384.49	-566,606.79	-89.74%
60.2 · Capital Outlay – New Admin				
60.25 · New Admin Bldg Furn/Fix	0.00	79,948.03	-79,948.03	-100.0%
60.2 · Capital Outlay – New Admin - Other	767,349.26	2,506,845.33	-1,739,496.07	-69.39%
Total 60.2 · Capital Outlay – New Admin	767,349.26	2,586,793.36	-1,819,444.10	-70.34%
60.3 · Capital Outlay - New ParkingP#2	3,343,988.64	15,401.00	3,328,587.64	21,612.8%
60.5 · Capital Outlay - New Shop P#2	517,868.55	0.00	517,868.55	100.0%
60 · CAPITAL OUTLAY - Other	8,525.00	29,322.15	-20,797.15	-70.93%
Total 60 · CAPITAL OUTLAY	4,710,654.65	3,275,722.25	1,434,932.40	43.81%
66900 · Reconciliation Discrepancies	0.00	0.00	0.00	0.0%
Total Expense	6,557,365.94	4,995,158.54	1,562,207.40	31.27%

South Walton County Mosquito Control District
Profit & Loss Prev Year Comparison
October 2025 through March 2026

	<u>Oct '25 - Mar 26</u>	<u>Oct '24 - Mar 25</u>	<u>\$ Change</u>	<u>% Change</u>
Net Income	<u>2,584,462.10</u>	<u>3,270,944.58</u>	<u>-686,482.48</u>	<u>-20.99%</u>

**South Walton County Mosquito Control District
Expenses by Vendor Detail
March 2026**

Account	Type	Date	Num	Memo	Split	Debit	Credit	Balance
4 IMPRINTS								
48 · PROMOTIONA...	Credit Card Ch...	03/11/2021	31110129	Seattle Pen	229.008 · Ameris Cred...	160.00		160.00
48 · PROMOTIONA...	Credit Card Ch...	03/11/2021	31110129	Sticky Note	229.008 · Ameris Cred...	241.85		401.85
Total 4 IMPRINTS						401.85	0.00	401.85
98 BBQ								
50.3 · Employee Co...	Credit Card Ch...	03/09/2021	150213	25th Service Anniver...	229.008 · Ameris Cred...	336.52		336.52
Total 98 BBQ						336.52	0.00	336.52
ACE HARDWARE								
48 · PROMOTIONA...	Credit Card Ch...	03/03/2021	045557	Yard Sticks	229.008 · Ameris Cred...	3.18		3.18
46.5 · Maint of Build...	Credit Card Ch...	03/09/2021	026372		229.010 · Ameris Cred...	25.98		29.16
46.6 · Maint of equip...	Credit Card Ch...	03/26/2021	030009	Power Washer Repair	229.008 · Ameris Cred...	128.39		157.55
46.6 · Maint of equip...	Credit Card Ch...	03/26/2021	060653	Power Washer Parts	229.008 · Ameris Cred...	18.18		175.73
Total ACE HARDWARE						175.73	0.00	175.73
ADOBE								
46.31 · Software Ma...	Credit Card Ch...	03/21/2021	34035870...		229.002 · Ameris Cred...	19.99		19.99
46.31 · Software Ma...	Credit Card Ch...	03/21/2021	34035870...		229.002 · Ameris Cred...	19.99		39.98
Total ADOBE						39.98	0.00	39.98
ADVANCE AUTO PARTS								
46.6 · Maint of equip...	Credit Card Ch...	03/09/2021	4670		229.008 · Ameris Cred...	62.28		62.28
Total ADVANCE AUTO PARTS						62.28	0.00	62.28
AFLAC								
23.1 · AFLAC	Check	03/01/2021	ACH		102.004 · Ameris Chec...	956.98		956.98
Total AFLAC						956.98	0.00	956.98
ALLDATA								
46.31 · Software Ma...	Bill	03/03/2021	06403456		202.000 · Accounts Pa...	1,500.00		1,500.00
Total ALLDATA						1,500.00	0.00	1,500.00
AMAZON								
51 · Office Supplies	Credit Card Ch...	03/02/2021	1115411	Blinds	229.009 · Ameris Cred...	122.83		122.83
51 · Office Supplies	Credit Card Ch...	03/03/2021	7661810		229.009 · Ameris Cred...	37.95		160.78
51 · Office Supplies	Credit Card Ch...	03/03/2021	5674650	lamp	229.009 · Ameris Cred...	43.99		204.77
52.41 · Yellow Fly	Credit Card Ch...	03/04/2021	4860207		229.009 · Ameris Cred...	33.84		238.61
48 · PROMOTIONA...	Credit Card Ch...	03/04/2021	7410605	pipe cleaners	229.009 · Ameris Cred...	11.99		250.60
52.41 · Yellow Fly	Credit Card Ch...	03/04/2021	9801837	Gloves for kits	229.009 · Ameris Cred...	29.49		280.09
51 · Office Supplies	Credit Card Cre...	03/10/2021	1115411	blind	229.009 · Ameris Cred...		61.42	218.67
51 · Office Supplies	Credit Card Cre...	03/10/2021	1115411	blind	229.009 · Ameris Cred...		61.41	157.26
52.411 · UAS - Dron...	Credit Card Ch...	03/10/2021	9698608		229.009 · Ameris Cred...	83.93		241.19
52.31 · uniforms	Credit Card Ch...	03/10/2021	4362666	Val & Kellyanne	229.009 · Ameris Cred...	24.74		265.93
52.31 · uniforms	Credit Card Ch...	03/10/2021	7760228	Val & Kellyanne	229.009 · Ameris Cred...	98.16		364.09
52.31 · uniforms	Credit Card Ch...	03/10/2021	0363456	Val & Kellyanne	229.009 · Ameris Cred...	157.29		521.38
52.31 · uniforms	Credit Card Ch...	03/10/2021	2669844	Val & Kellyanne	229.009 · Ameris Cred...	34.81		556.19
51 · Office Supplies	Credit Card Ch...	03/10/2021	4321829	Toner 2 sets for new ...	229.009 · Ameris Cred...	176.78		732.97
51 · Office Supplies	Credit Card Ch...	03/10/2021	8759437	Shades for new bldg.	229.009 · Ameris Cred...	183.89		916.86
46.6 · Maint of equip...	Credit Card Cre...	03/11/2021	8247418		229.009 · Ameris Cred...		30.39	886.47
48 · PROMOTIONA...	Credit Card Ch...	03/11/2021	8036207	Velcro	229.009 · Ameris Cred...	16.83		903.30
51 · Office Supplies	Credit Card Ch...	03/11/2021	6564204	BM Folders	229.009 · Ameris Cred...	18.60		921.90
52.45 · Shop	Credit Card Ch...	03/11/2021	8017002		229.009 · Ameris Cred...	15.99		937.89
48 · PROMOTIONA...	Credit Card Ch...	03/11/2021	7656233	Boxes w/lids	229.009 · Ameris Cred...	21.99		959.88
52.31 · uniforms	Credit Card Cre...	03/11/2021	2669844	Return	229.009 · Ameris Cred...		34.81	925.07
52.411 · UAS - Dron...	Credit Card Ch...	03/12/2021	5966634		229.009 · Ameris Cred...	12.34		937.41
51 · Office Supplies	Credit Card Ch...	03/12/2021	6253826	Wall folder	229.009 · Ameris Cred...	20.94		958.35
51 · Office Supplies	Credit Card Ch...	03/12/2021	6253826	Address Labels	229.009 · Ameris Cred...	5.38		963.73
51 · Office Supplies	Credit Card Ch...	03/12/2021	6253826	Paper Towels	229.009 · Ameris Cred...	30.99		994.72
52.32 · Boots	Credit Card Ch...	03/12/2021	7445056	B SMith	229.009 · Ameris Cred...	239.99		1,234.71
51 · Office Supplies	Credit Card Ch...	03/16/2021	4362664		229.009 · Ameris Cred...	15.44		1,250.15
51 · Office Supplies	Credit Card Ch...	03/16/2021	9554659	Clocks	229.009 · Ameris Cred...	106.88		1,357.03
51 · Office Supplies	Credit Card Ch...	03/17/2021	3336204	clip board & folders	229.009 · Ameris Cred...	25.63		1,382.66
52.48 · Lab	Credit Card Ch...	03/17/2021	1020231	plastic cups w lids	229.009 · Ameris Cred...	22.91		1,405.57
52.32 · Boots	Credit Card Ch...	03/17/2021	0524247	B Smith Boots	229.009 · Ameris Cred...	239.99		1,645.56
52.31 · uniforms	Credit Card Cre...	03/19/2021	0363456	Return	229.009 · Ameris Cred...		60.96	1,584.60
52.45 · Shop	Credit Card Ch...	03/19/2021	4692224	straps	229.009 · Ameris Cred...	37.59		1,622.19
51 · Office Supplies	Credit Card Cre...	03/19/2021	8759437	Blind Return	229.009 · Ameris Cred...		67.99	1,554.20
51 · Office Supplies	Credit Card Cre...	03/19/2021	8759437	Blind Return	229.009 · Ameris Cred...		47.92	1,506.28
52.48 · Lab	Credit Card Ch...	03/19/2021	6969031	Media storage bottle...	229.009 · Ameris Cred...	55.34		1,561.62
52.31 · uniforms	Credit Card Cre...	03/23/2021	0363456	Val	229.009 · Ameris Cred...		53.36	1,508.26
52.31 · uniforms	Credit Card Ch...	03/23/2021	1982600	Val & Kellyanne	229.009 · Ameris Cred...	52.07		1,560.33
52.31 · uniforms	Credit Card Ch...	03/23/2021	3120212	Val & Kellyanne	229.009 · Ameris Cred...	84.57		1,644.90
52.31 · uniforms	Credit Card Ch...	03/23/2021	3120212	Val & Kellyanne	229.009 · Ameris Cred...	84.57		1,729.47

**South Walton County Mosquito Control District
Expenses by Vendor Detail
March 2026**

Account	Type	Date	Num	Memo	Split	Debit	Credit	Balance
52.32 · Boots	Credit Card Cre...	03/24/2021	7445056	B Smith	229.009 · Ameris Cred...		239.99	1,489.48
48 · PROMOTIONA...	Credit Card Ch...	03/24/2021	5044202		229.009 · Ameris Cred...	99.99		1,589.47
51 · Office Supplies	Credit Card Ch...	03/24/2021	0171417	Shades for offices	229.009 · Ameris Cred...	375.24		1,964.71
51 · Office Supplies	Credit Card Ch...	03/24/2021	8361805		229.009 · Ameris Cred...	19.99		1,984.70
52.48 · Lab	Credit Card Ch...	03/25/2021	0367439	Syringes	229.009 · Ameris Cred...	316.20		2,300.90
52.45 · Shop	Credit Card Ch...	03/26/2021	8285047		229.009 · Ameris Cred...	11.98		2,312.88
52.41 · Yellow Fly	Credit Card Ch...	03/26/2021	9738600		229.009 · Ameris Cred...	27.72		2,340.60
52.411 · UAS - Dron...	Credit Card Ch...	03/26/2021	5625808		229.009 · Ameris Cred...	10.66		2,351.26
51 · Office Supplies	Credit Card Ch...	03/26/2021	8545031		229.009 · Ameris Cred...	55.87		2,407.13
46.6 · Maint of equip...	Credit Card Ch...	03/30/2021	8585833	power washer hose	229.009 · Ameris Cred...	63.19		2,470.32
48 · PROMOTIONA...	Credit Card Ch...	03/30/2021	6108232	Helmet for suit	229.009 · Ameris Cred...	14.49		2,484.81
51 · Office Supplies	Credit Card Ch...	03/30/2021	3475452	Blinds for Offices	229.009 · Ameris Cred...	258.32		2,743.13
46.6 · Maint of equip...	Credit Card Cre...	03/31/2021	4346669	Return Blower Motor	229.009 · Ameris Cred...		62.99	2,680.14
52.44 · Safety	Credit Card Ch...	03/31/2021	4394603		229.009 · Ameris Cred...	102.90		2,783.04
46.6 · Maint of equip...	Credit Card Ch...	03/31/2021	5781047	Power washer	229.009 · Ameris Cred...	238.00		3,021.04
51 · Office Supplies	Credit Card Ch...	03/31/2021	7310637	Blinds - Amy Office	229.009 · Ameris Cred...	105.98		3,127.02
Total AMAZON						3,848.26	721.24	3,127.02
ANIXTER INC								
60.5 · Capital Outlay...	Bill	03/17/2021	SE45369...	FM-004	202.000 · Accounts Pa...	1,500.00		1,500.00
Total ANIXTER INC						1,500.00	0.00	1,500.00
AURORA TRAINING ADVANTAGE								
55.3 · Virtual Training	Credit Card Ch...	03/17/2021	122021	Annual Training Acc...	229.008 · Ameris Cred...	599.00		599.00
Total AURORA TRAINING ADVANTAGE						599.00	0.00	599.00
BASS PRO								
52.32 · Boots	Credit Card Ch...	03/25/2021	077297	Turner - Chest Waders	229.008 · Ameris Cred...	201.98		201.98
52.32 · Boots	Credit Card Ch...	03/25/2021	077297	B Smith - Chest Wad...	229.008 · Ameris Cred...	201.98		403.96
Total BASS PRO						403.96	0.00	403.96
BEACH REPRO & COPY CENTER								
48 · PROMOTIONA...	Credit Card Ch...	03/20/2021	18588	Rack Cards	229.010 · Ameris Cred...	228.00		228.00
Total BEACH REPRO & COPY CENTER						228.00	0.00	228.00
BLUE CROSS BLUE SHIELD								
23.8 · BCBS of Flori...	Check	03/02/2021	ACH	14001	102.004 · Ameris Chec...	14,505.54		14,505.54
23.8 · BCBS of Flori...	Check	03/02/2021	ACH	14006	102.004 · Ameris Chec...	7,223.34		21,728.88
23.8 · BCBS of Flori...	Check	03/02/2021	ACH	14003	102.004 · Ameris Chec...	17,278.87		39,007.75
26.3 · Geraldine Via	Check	03/02/2021	ACH	Via Retiree	102.004 · Ameris Chec...	1,344.66		40,352.41
26.2 · Jose Hernand...	Check	03/02/2021	ACH	Jose Retiree	102.004 · Ameris Chec...	1,344.66		41,697.07
Total BLUE CROSS BLUE SHIELD						41,697.07	0.00	41,697.07
BONDED LIGHTNING PROTECTION								
60.3 · Capital Outlay...	Bill	03/24/2021	33419	PG-011	202.000 · Accounts Pa...	16,523.64		16,523.64
Total BONDED LIGHTNING PROTECTION						16,523.64	0.00	16,523.64
Busy Bee								
52.13 · Gasoline oth...	Credit Card Ch...	03/02/2021		FLY-In	229.004 · Ameris Cred...	41.00		41.00
Total Busy Bee						41.00	0.00	41.00
CHELCO								
43.03 · Electrical	Check	03/26/2021	ACH	Back Bldg	102.004 · Ameris Chec...	44.31		44.31
43.03 · Electrical	Check	03/26/2021	ACH	Shop	102.004 · Ameris Chec...	133.10		177.41
43.03 · Electrical	Check	03/26/2021	ACH	Admin Bldg	102.004 · Ameris Chec...	1,246.64		1,424.05
43.03 · Electrical	Check	03/26/2021	ACH	Parking Garage	102.004 · Ameris Chec...	243.00		1,667.05
43.03 · Electrical	Check	03/30/2021	ACH	Trailer and job site	102.004 · Ameris Chec...	208.99		1,876.04
Total CHELCO						1,876.04	0.00	1,876.04
CLERK OF COURTS, WALTON CO.								
49.1 · Other Govern...	Credit Card Ch...	03/31/2021	Easements		229.004 · Ameris Cred...	86.01		86.01
Total CLERK OF COURTS, WALTON CO.						86.01	0.00	86.01
COASTAL EQUIPMENT RENTAL								
44 · RENTALS & LE...	Credit Card Ch...	03/02/2021	268	55' Haulotte Towable...	229.008 · Ameris Cred...	275.00		275.00
Total COASTAL EQUIPMENT RENTAL						275.00	0.00	275.00

**South Walton County Mosquito Control District
Expenses by Vendor Detail
March 2026**

Account	Type	Date	Num	Memo	Split	Debit	Credit	Balance
DAG ARCHITECTS INC								
60.1 · DAG	Bill	03/01/202	18106-08...	Additional Services-...	202.000 · Accounts Pa...	3,585.50		3,585.50
60.15 · DAG - Phas...	Bill	03/31/202	24079-0331	Construction Admini...	202.000 · Accounts Pa...	8,975.00		12,560.50
Total DAG ARCHITECTS INC						12,560.50	0.00	12,560.50
DEFUNIAK HERALD								
49.2 · advertising re...	Bill	03/11/202	9068Z		202.000 · Accounts Pa...	11.25		11.25
49.2 · advertising re...	Bill	03/25/202	9095Z	Advertise Training w/...	202.000 · Accounts Pa...	13.50		24.75
Total DEFUNIAK HERALD						24.75	0.00	24.75
EVERBLUE FL PESTICIDE EXAM								
55.3 · Virtual Training	Credit Card Ch...	03/19/202	1380-0470	A Gould Health Test	229.004 · Ameris Cred...	33.26		33.26
Total EVERBLUE FL PESTICIDE EXAM						33.26	0.00	33.26
EXPRESS STEEL								
52.4 · Misc Supplies...	Credit Card Ch...	03/31/202	8467	PALLET FORK B;A...	229.008 · Ameris Cred...	325.00		325.00
52.5 · Tool and sma...	Credit Card Ch...	03/31/202	10710250	Pallet Fork Blades	229.008 · Ameris Cred...	325.00		650.00
Total EXPRESS STEEL						650.00	0.00	650.00
FASD								
55.1 · Conferences	Check	03/23/202	ACH	2026 FASD Annual ...	102.004 · Ameris Chec...	689.00		689.00
55.1 · Conferences	Check	03/23/202	ACH	2026 FASD Annual ...	102.004 · Ameris Chec...	689.00		1,378.00
55.1 · Conferences	Check	03/30/202	ACH	FASD 2026 Annual ...	102.004 · Ameris Chec...	354.00		1,732.00
Total FASD						1,732.00	0.00	1,732.00
FEDEX								
42 · FREIGHT SER...	Check	03/26/202	ACH	818742056712	102.004 · Ameris Chec...	63.31		63.31
Total FEDEX						63.31	0.00	63.31
FLORIDA LEAGUE OF CITIES								
55 · TRAINING	Bill	03/24/202	R140098	Boot Camp FGFOA -...	202.000 · Accounts Pa...	550.00		550.00
Total FLORIDA LEAGUE OF CITIES						550.00	0.00	550.00
Florida Stormwater Assoc								
55 · TRAINING	Credit Card Ch...	03/16/202	23079	K Hobbs Recert Lev...	229.008 · Ameris Cred...	199.00		199.00
Total Florida Stormwater Assoc						199.00	0.00	199.00
FMCA								
54 · BOOKS, DUES...	Check	03/11/202	ACH	Membership	102.004 · Ameris Chec...	7,500.00		7,500.00
Total FMCA						7,500.00	0.00	7,500.00
GUIF FL Caverns								
52.13 · Gasoline oth...	Credit Card Ch...	03/04/202	071498	FLy-In	229.004 · Ameris Cred...	50.00		50.00
Total GUIF FL Caverns						50.00	0.00	50.00
Harbor Freight								
46.6 · Maint of equip...	Credit Card Ch...	03/23/202	027507		229.008 · Ameris Cred...	19.98		19.98
Total Harbor Freight						19.98	0.00	19.98
HILTON HOTELS & RESORTS								
40.4 · Hotel	Credit Card Ch...	03/01/202	34003207...	Fly-In Darrin	229.004 · Ameris Cred...	390.00		390.00
40.4 · Hotel	Credit Card Ch...	03/04/202	33989534...	St Augustine Fly In B...	229.010 · Ameris Cred...	390.00		780.00
40.4 · Hotel	Credit Card Ch...	03/04/202	33958538...	Fly In - Gerry Williams	229.010 · Ameris Cred...	390.00		1,170.00
Total HILTON HOTELS & RESORTS						1,170.00	0.00	1,170.00
INTUIT								
46.31 · Software Ma...	Credit Card Ch...	03/02/202	14726180...		229.010 · Ameris Cred...	188.00		188.00
46.31 · Software Ma...	Credit Card Ch...	03/05/202	P1-11295...		229.008 · Ameris Cred...	69.50		257.50
Total INTUIT						257.50	0.00	257.50
LIVEOAK FIBER								
34.14 · LiveOak Fiber	Credit Card Ch...	03/01/202	586501		229.010 · Ameris Cred...	169.00		169.00
Total LIVEOAK FIBER						169.00	0.00	169.00
LOWE'S								
52.45 · Shop	Credit Card Ch...	03/31/202	076686		229.004 · Ameris Cred...	57.98		57.98
Total LOWE'S						57.98	0.00	57.98

**South Walton County Mosquito Control District
Expenses by Vendor Detail
March 2026**

Account	Type	Date	Num	Memo	Split	Debit	Credit	Balance
MARATHON GAS STATION								
52.13 · Gasoline oth...	Credit Card Ch...	03/03/202	040167	arbovirus conference...	229.002 · Ameris Cred...	31.87		31.87
52.13 · Gasoline oth...	Credit Card Ch...	03/06/202	089926	arbovirus conference...	229.002 · Ameris Cred...	31.96		63.83
Total MARATHON GAS STATION						63.83	0.00	63.83
MEHLHORN'S MINI MART								
52.47 · Chickens	Bill	03/04/202	79C4CBF...		202.000 · Accounts Pa...	69.60		69.60
52.47 · Chickens	Bill	03/04/202	79C4CBF...	The invoice on 3/4 w...	202.000 · Accounts Pa...	630.00		699.60
Total MEHLHORN'S MINI MART						699.60	0.00	699.60
MURPHY HEAVY DUTY								
46.6 · Maint of equip...	Bill	03/19/202	343		202.000 · Accounts Pa...	101.38		101.38
52.1 · Gasoline Oil L...	Bill	03/23/202	393		202.000 · Accounts Pa...	134.85		236.23
Total MURPHY HEAVY DUTY						236.23	0.00	236.23
Name Badge								
51 · Office Supplies	Credit Card Ch...	03/30/202	KB & Coo...		229.008 · Ameris Cred...	40.66		40.66
Total Name Badge						40.66	0.00	40.66
NETDATA CONSULTING SERVICES								
46.34 · NetData	Check	03/23/202	ACH	B Hays & B Mack co...	102.004 · Ameris Chec...	2,581.50		2,581.50
34.13 · NetData Co...	Check	03/24/202	ACH	Monthly	102.004 · Ameris Chec...	2,374.00		4,955.50
Total NETDATA CONSULTING SERVICES						4,955.50	0.00	4,955.50
NIXON POWER SERVICES								
60.5 · Capital Outlay...	Bill	03/16/202	jc69070	FM-002	202.000 · Accounts Pa...	17,000.00		17,000.00
Total NIXON POWER SERVICES						17,000.00	0.00	17,000.00
O'REILLY								
46.6 · Maint of equip...	Bill	03/24/202	5340-439...		202.000 · Accounts Pa...	31.00		31.00
46.6 · Maint of equip...	Bill	03/24/202	5340-439...		202.000 · Accounts Pa...	94.65		125.65
46.6 · Maint of equip...	Bill	03/31/202	5340-440...		202.000 · Accounts Pa...	113.01		238.66
Total O'REILLY						238.66	0.00	238.66
OKALOOSA GAS DISTRICT								
43.05 · Gas Service	Check	03/12/202	ACH		102.004 · Ameris Chec...	57.53		57.53
43.05 · Gas Service	Bill	03/19/202	36381	Line to Parking Gara...	202.000 · Accounts Pa...	1,323.00		1,380.53
Total OKALOOSA GAS DISTRICT						1,380.53	0.00	1,380.53
OLDCASTLE APG, INC								
60.3 · Capital Outlay...	Bill	03/04/202	30001004...	PG-006	202.000 · Accounts Pa...	3,152.88		3,152.88
Total OLDCASTLE APG, INC						3,152.88	0.00	3,152.88
PUBLIX								
50.3 · Employee Co...	Credit Card Ch...	03/09/202	047289		229.008 · Ameris Cred...	32.13		32.13
50.3 · Employee Co...	Credit Card Ch...	03/09/202	069607	25th service lunch	229.008 · Ameris Cred...	2.96		35.09
50.3 · Employee Co...	Credit Card Ch...	03/24/202	017301		229.008 · Ameris Cred...	21.29		56.38
Total PUBLIX						56.38	0.00	56.38
REGIONAL UTILITIES								
43.02 · Water/Sewer	Check	03/02/202	ACH		102.004 · Ameris Chec...	226.72		226.72
Total REGIONAL UTILITIES						226.72	0.00	226.72
RETIF								
52.11 · Gasoline	Check	03/20/202	ACH		102.004 · Ameris Chec...	1,755.58		1,755.58
52.12 · Diesel	Check	03/20/202	ACH		102.004 · Ameris Chec...	2,006.34		3,761.92
Total RETIF						3,761.92	0.00	3,761.92
RHONDA SKIPPER								
311.000 · AD VALO...	Deposit	03/31/202		2025 Tax Rol Distrib...	102.005 · Ameris Mon...		252,320.76	-252,320.76
31.2 · Tax Collector ...	Deposit	03/31/202		2025 Tax Rol Distrib...	102.005 · Ameris Mon...	5,046.41		-247,274.35
Total RHONDA SKIPPER						5,046.41	252,320.76	-247,274.35
SHINE PRINT AND DESIGN								
52.31 · uniforms	Bill	03/30/202	7386	Embroidery 14 items	202.000 · Accounts Pa...	119.00		119.00
Total SHINE PRINT AND DESIGN						119.00	0.00	119.00

**South Walton County Mosquito Control District
Expenses by Vendor Detail
March 2026**

Account	Type	Date	Num	Memo	Split	Debit	Credit	Balance
SOUTHERN MAID ENTERPRISES								
34.00 · Other Servic...	Bill	03/01/202	3484	February 26	202.000 · Accounts Pa...	2,100.00		2,100.00
Total SOUTHERN MAID ENTERPRISES						2,100.00	0.00	2,100.00
SRM CONCRETE								
60.5 · Capital Outlay...	Bill	03/26/202	10109149...	FM-008	202.000 · Accounts Pa...	6,720.00		6,720.00
60.5 · Capital Outlay...	Bill	03/26/202	10109347...	FM-008	202.000 · Accounts Pa...	9,370.00		16,090.00
60.5 · Capital Outlay...	Bill	03/26/202	10109242...	FM-008	202.000 · Accounts Pa...	6,532.00		22,622.00
60.5 · Capital Outlay...	Bill	03/26/202	10109313...	FM-008	202.000 · Accounts Pa...	6,532.00		29,154.00
Total SRM CONCRETE						29,154.00	0.00	29,154.00
STANDARD INSURANCE								
23.4 · Life Insurance	Check	03/03/202	ACH	District Life	102.004 · Ameris Chec...	252.09		252.09
23.4 · Life Insurance	Check	03/03/202	ACH	Add'l Life	102.004 · Ameris Chec...	369.05		621.14
23.5 · STD/LTD	Check	03/03/202	ACH	STD	102.004 · Ameris Chec...	463.28		1,084.42
23.5 · STD/LTD	Check	03/03/202	ACH	LTD	102.004 · Ameris Chec...	503.84		1,588.26
23.55 · Dental	Check	03/04/202	ACH		102.004 · Ameris Chec...	1,119.72		2,707.98
23.3 · Vision	Check	03/04/202	ACH		102.004 · Ameris Chec...	310.20		3,018.18
Total STANDARD INSURANCE						3,018.18	0.00	3,018.18
SUN PASS - FDOT								
40.2 · INCIDENTAL ...	Credit Card Ch...	03/11/202	30679186...	Tolls	229.008 · Ameris Cred...	25.00		25.00
Total SUN PASS - FDOT						25.00	0.00	25.00
T-MOBILE USA								
41.1 · Cellular Service	Credit Card Ch...	03/02/202	Feb 2026		229.008 · Ameris Cred...	771.45		771.45
41.2 · Office Phone ...	Credit Card Ch...	03/02/202	Feb 2026		229.008 · Ameris Cred...	241.28		1,012.73
41.1 · Cellular Service	Credit Card Ch...	03/28/202	66445145...	2/23/26 - 3/22/26	229.008 · Ameris Cred...	772.07		1,784.80
41.2 · Office Phone ...	Credit Card Ch...	03/31/202	66445196...	Dial Pad Jan 27 - Fe...	229.008 · Ameris Cred...	240.28		2,025.08
Total T-MOBILE USA						2,025.08	0.00	2,025.08
Threaded Fasteners Inc								
60.3 · Capital Outlay...	Bill	03/19/202	4088989	PG-015	202.000 · Accounts Pa...	263.25		263.25
Total Threaded Fasteners Inc						263.25	0.00	263.25
TRACTOR SUPPLY CO								
46.6 · Maint of equip...	Credit Card Ch...	03/30/202	013926		229.004 · Ameris Cred...	17.99		17.99
Total TRACTOR SUPPLY CO						17.99	0.00	17.99
TRANE US								
60.5 · Capital Outlay...	Credit	03/18/202	85003919	FM-009	202.000 · Accounts Pa...		373.25	-373.25
Total TRANE US						0.00	373.25	-373.25
ULINE								
60.3 · Capital Outlay...	Bill	03/11/202	205257828	ODP - Bumpers for ...	202.000 · Accounts Pa...	3,105.80		3,105.80
Total ULINE						3,105.80	0.00	3,105.80
UNIFIRST								
34.20 · UNIFIRST	Bill	03/04/202	20401211...		202.000 · Accounts Pa...	97.23		97.23
34.20 · UNIFIRST	Bill	03/11/202	20401217...		202.000 · Accounts Pa...	97.23		194.46
34.20 · UNIFIRST	Bill	03/18/202	20401223...		202.000 · Accounts Pa...	97.23		291.69
34.20 · UNIFIRST	Bill	03/25/202	20401229...		202.000 · Accounts Pa...	137.36		429.05
Total UNIFIRST						429.05	0.00	429.05
United States Plastic Corporation								
52.48 · Lab	Credit Card Ch...	03/31/202	7882024		229.009 · Ameris Cred...	31.19		31.19
Total United States Plastic Corporation						31.19	0.00	31.19
USPS								
49.1 · Other Govern...	Credit Card Ch...	03/11/202	031844		229.008 · Ameris Cred...	156.00		156.00
Total USPS						156.00	0.00	156.00
VISTAPRINT								
48 · PROMOTIONA...	Bill	03/25/202	VP-LWC...	Sheet Stickers	202.000 · Accounts Pa...	28.06		28.06
48 · PROMOTIONA...	Bill	03/25/202	VP-LWC...	Rack Cards	202.000 · Accounts Pa...	196.80		224.86
48 · PROMOTIONA...	Bill	03/25/202	VP-LWC...	Standard Postcards	202.000 · Accounts Pa...	101.82		326.68
48 · PROMOTIONA...	Bill	03/25/202	VP-LWC...	Fridge Magnets	202.000 · Accounts Pa...	187.39		514.07
48 · PROMOTIONA...	Bill	03/25/202	VP-LWC...	Note Cards	202.000 · Accounts Pa...	45.56		559.63
Total VISTAPRINT						559.63	0.00	559.63

**South Walton County Mosquito Control District
Expenses by Vendor Detail
March 2026**

Account	Type	Date	Num	Memo	Split	Debit	Credit	Balance
WALMART SUPERSTORE								
51 · Office Supplies	Credit Card Ch...	03/09/202	05872		229.008 · Ameris Cred...	5.44		5.44
51 · Office Supplies	Credit Card Ch...	03/11/202	74522602	5 & 25 Yr Award	229.008 · Ameris Cred...	33.92		39.36
Total WALMART SUPERSTORE						39.36	0.00	39.36
WASTE MANAGEMENT								
43.04 · GARBAGE ...	Check	03/18/202	ACH		102.004 · Ameris Chec...	107.60		107.60
Total WASTE MANAGEMENT						107.60	0.00	107.60
WebstaurantStore								
52.48 · Lab	Credit Card Cre...	03/11/202	120813263	Tax refunded	229.008 · Ameris Cred...		47.82	-47.82
52.48 · Lab	Credit Card Cre...	03/11/202	121785516	Tax refunded	229.008 · Ameris Cred...		26.57	-74.39
Total WebstaurantStore						0.00	74.39	-74.39
WHARTON-SMITH, INC								
60.2 · Capital Outlay...	Check	03/10/202	ACH	LS GC & GRs	102.004 · Ameris Chec...	1,480.11		1,480.11
60.2 · Capital Outlay...	Check	03/10/202	ACH	BP 6B Wood Framin...	102.004 · Ameris Chec...	13,280.00		14,760.11
60.2 · Capital Outlay...	Check	03/10/202	ACH	BP 8A Storefront	102.004 · Ameris Chec...	377.44		15,137.55
60.2 · Capital Outlay...	Check	03/10/202	ACH	BP 9A ACT Insulatio...	102.004 · Ameris Chec...	1,208.32		16,345.87
60.2 · Capital Outlay...	Check	03/10/202	ACH	BP 9C Painting	102.004 · Ameris Chec...	1,975.00		18,320.87
60.2 · Capital Outlay...	Check	03/10/202	ACH	BP 23A HVAC	102.004 · Ameris Chec...	5,712.00		24,032.87
60.2 · Capital Outlay...	Check	03/10/202	ACH	BP 31A Earthwork	102.004 · Ameris Chec...	14,732.36		38,765.23
60.2 · Capital Outlay...	Check	03/10/202	ACH	BP 33A Landscaping	102.004 · Ameris Chec...	154,199.45		192,964.68
60.2 · Capital Outlay...	Check	03/10/202	ACH	Concrete - Bocci	102.004 · Ameris Chec...	3,833.00		196,797.68
60.2 · Capital Outlay...	Check	03/10/202	ACH	CM Fees	102.004 · Ameris Chec...	13,558.00		210,355.68
60.3 · Capital Outlay...	Check	03/10/202	ACH	BP 4A Masonry	102.004 · Ameris Chec...	550.00		210,905.68
60.3 · Capital Outlay...	Check	03/10/202	ACH	BP 7A Metal Roofing	102.004 · Ameris Chec...	28,800.33		239,706.01
60.3 · Capital Outlay...	Check	03/10/202	ACH	BP7B Siding/Framing	102.004 · Ameris Chec...	3,427.00		243,133.01
60.3 · Capital Outlay...	Check	03/10/202	ACH	BP 8A Specialty Door	102.004 · Ameris Chec...	19,684.00		262,817.01
60.3 · Capital Outlay...	Check	03/10/202	ACH	BP 26A Electrical Sy...	102.004 · Ameris Chec...	53,540.55		316,357.56
60.3 · Capital Outlay...	Check	03/10/202	ACH	BP 27A & 28A Telec...	102.004 · Ameris Chec...	35,152.20		351,509.76
60.3 · Capital Outlay...	Check	03/10/202	ACH	BP 31 A Earthwork	102.004 · Ameris Chec...	193,340.53		544,850.29
60.3 · Capital Outlay...	Check	03/10/202	ACH	Metal Building - Coop	102.004 · Ameris Chec...	7,000.00		551,850.29
60.5 · Capital Outlay...	Check	03/10/202	ACH	BP 3A Cast In Place ...	102.004 · Ameris Chec...	14,000.00		565,850.29
60.5 · Capital Outlay...	Check	03/10/202	ACH	BP 4A Masonry	102.004 · Ameris Chec...	87,879.00		653,729.29
60.5 · Capital Outlay...	Check	03/10/202	ACH	BP 22A Plumbing	102.004 · Ameris Chec...	25,900.00		679,629.29
60.5 · Capital Outlay...	Check	03/10/202	ACH	BP 26A Electrical Sy...	102.004 · Ameris Chec...	26,124.95		705,754.24
60.3 · Capital Outlay...	Check	03/10/202	ACH	LS GC & GR	102.004 · Ameris Chec...	91,000.00		796,754.24
60.3 · Capital Outlay...	Check	03/10/202	ACH	IT Software	102.004 · Ameris Chec...	1,239.00		797,993.24
60.3 · Capital Outlay...	Check	03/10/202	ACH	BIM Services	102.004 · Ameris Chec...	142.47		798,135.71
60.3 · Capital Outlay...	Check	03/10/202	ACH	CM Fee	102.004 · Ameris Chec...	40,266.80		838,402.51
Total WHARTON-SMITH, INC						838,402.51	0.00	838,402.51
WOLO MANUFACTURING CORP								
46.6 · Maint of equip...	Credit Card Ch...	03/03/202	072233		229.010 · Ameris Cred...	108.92		108.92
Total WOLO MANUFACTURING CORP						108.92	0.00	108.92
XEROX CORPORATION								
34.33 · Other Contr...	Bill	03/02/202	025198841		202.000 · Accounts Pa...	32.92		32.92
34.33 · Other Contr...	Bill	03/02/202	025198840		202.000 · Accounts Pa...	141.49		174.41
Total XEROX CORPORATION						174.41	0.00	174.41
No name								
40.1 · PER DIEM O...	Deposit	03/03/202		Spill Class Participan...	102.004 · Ameris Chec...		129.00	-129.00
34.33 · Other Contr...	General Journal	03/16/202	24-21	Entry to properly accr...	202.000 · Accounts Pa...	33,531.44		33,402.44
Total no name						33,531.44	129.00	33,402.44
TOTAL						1,045,816.33	253,618.64	792,197.69

LEGAL REPORT



OPERATIONS REPORT



SOUTH WALTON COUNTY MOSQUITO CONTROL DISTRICT

Operations Report March 2026

MONTHLY VALUES

ON HAND

ADULTICIDE

PRODUCT	MONTHLY OUTPUT	UNIT	UNIT VALUE	MONTHLY \$ VALUE	MONTHLY INVENTORY	INVENTORY \$\$
PERMASEASE 3-15	17	GAL	\$45.00	\$765.00	275	\$12,375.00
Fyfanon ULV	8	GAL	\$80.49	\$643.92	147	\$11,832.03
TOTAL				\$1,408.92	TOTAL \$24,207.03	

LARVICIDE

LARVICIDES	MONTHLY OUTPUT	UNIT	UNIT VALUE	MONTHLY \$ VALUE	MONTHLY INVENTORY	INVENTORY \$\$
ALTOSID P35	0	POUND	\$20.25	\$0.00	2,080	\$42,120.00
ALTOSID XR	206	EACH	\$4.06	\$836.36	15,060	\$61,143.60
VECTOBAC WDG	5.5	POUND	\$45.58	\$250.69	14.5	\$660.91
VECTOLEX FG	0	POUND	\$6.26	\$0.00	0	\$0.00
COCO BEAR	106	OUNCE	\$0.15	\$16.19	2,434	\$371.67
VECTOLEX WDG	0	POUND	\$73.13	\$0.00	33	\$2,413.29
FOURSTAR BTI CRG	0	POUND	\$15.78	\$0.00	0	\$0.00
METALARV WSP	30	POUND	\$2.50	\$75.00	580	\$1,450.00
NATULAR G30	0	POUND	\$18.91	\$0.00	0	\$0.00
NATULAR XRT	0	EACH	\$5.51	\$0.00	161	\$887.11
VECTOMAX FG	2,326	EACH	\$10.53	\$24,492.78	1,440	\$15,157.94
DUPLEX G	0	POUND	\$16.90	\$0.00	880	\$14,872.00
TOTAL			TOTAL	\$25,671.02	TOTAL \$139,076.52	

HERBICIDE

AQUAMASTER	0	OZ	\$0.21	\$0.00	3,840	\$806.40
SURF AC	0	OZ	\$0.10	\$0.00	4,912	\$491.20
LESCO 3WY	0	OZ	\$0.90	\$0.00	685	\$616.50
TOTAL				\$0.00	TOTAL \$1,914.10	
TOTAL				\$27,079.94	TOTAL \$165,197.65	

OTHER SERVICES

SERVICE REQUEST	8					
DITCH REQUEST	1					
SPRAY MISSIONS	2					
LARVICIDE MISSION	1					
UAS FLIGHTS	75					

COMMENTS

Sentinel program started for the year
 Bi Annual storm drain training completed
 LIDAR system procurement process started

March 2026 Lab Report

March 2026 marks the beginning of preparations for the upcoming mosquito season. Sentinel chickens were deployed this month and are currently in good condition. As of the time of this report, no new arboviruses have been detected.

Overall mosquito counts are tracking close to the historical average (Figure 1). Populations of *Culex* species in general, as well as *Culiseta melanura*, a primary vector for Eastern Equine Encephalitis, remain below historical averages (Figures 2 and 3).

Mosquito activity is expected to gradually increase through May (Figure 1). Notably, March conditions have been drier compared to the same period last year (Figure 4). Although there were several brief rainfall events, cooler nighttime temperatures have slowed mosquito development and delayed the emergence of warm-weather species.

Ongoing larviciding efforts and routine surveillance for larvae have continued throughout the area and remain effective components of current control measures.

Overall Mosquito Counts

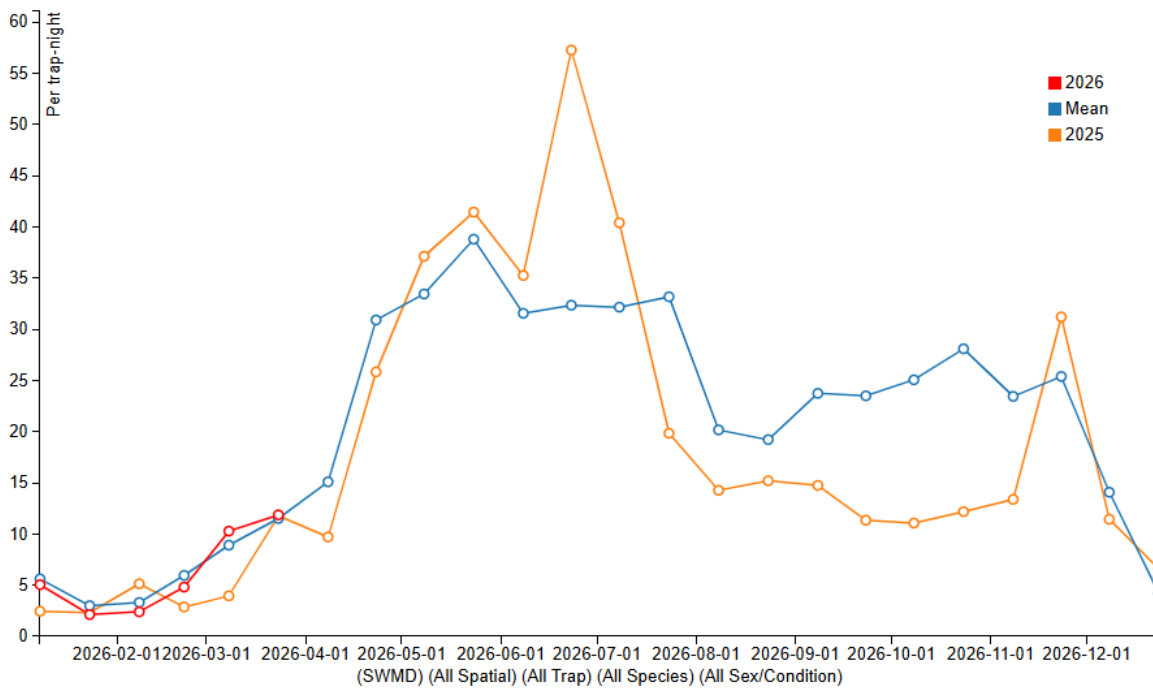


Figure 1.

Overall Culex Counts

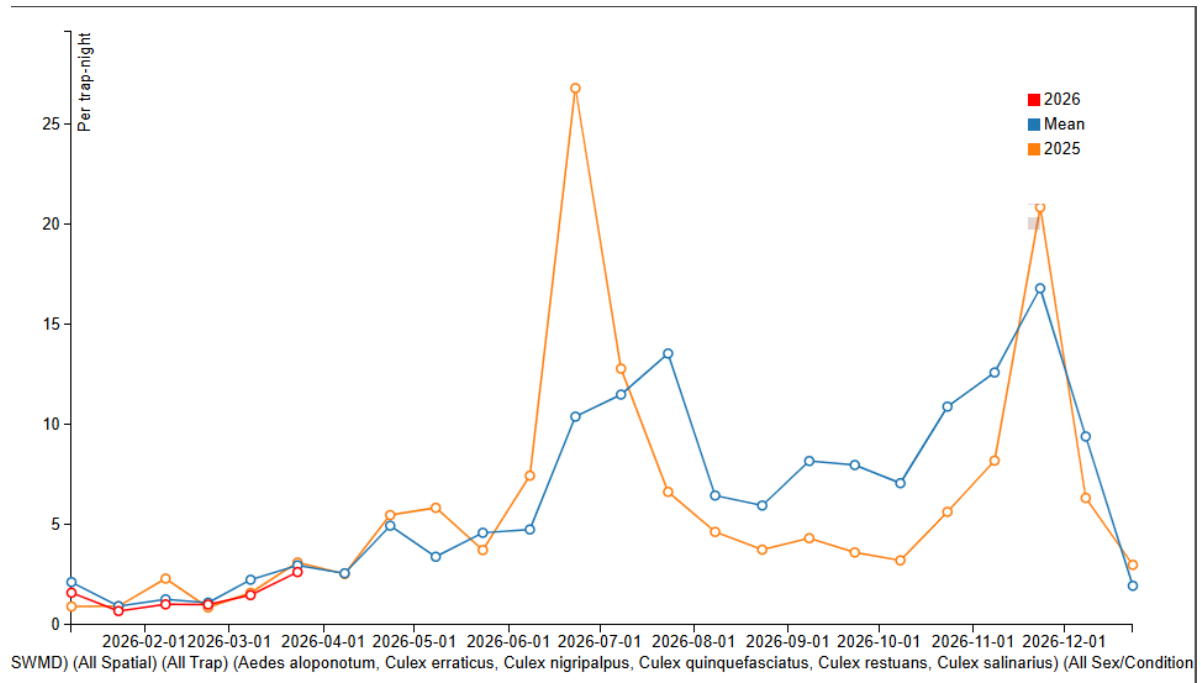
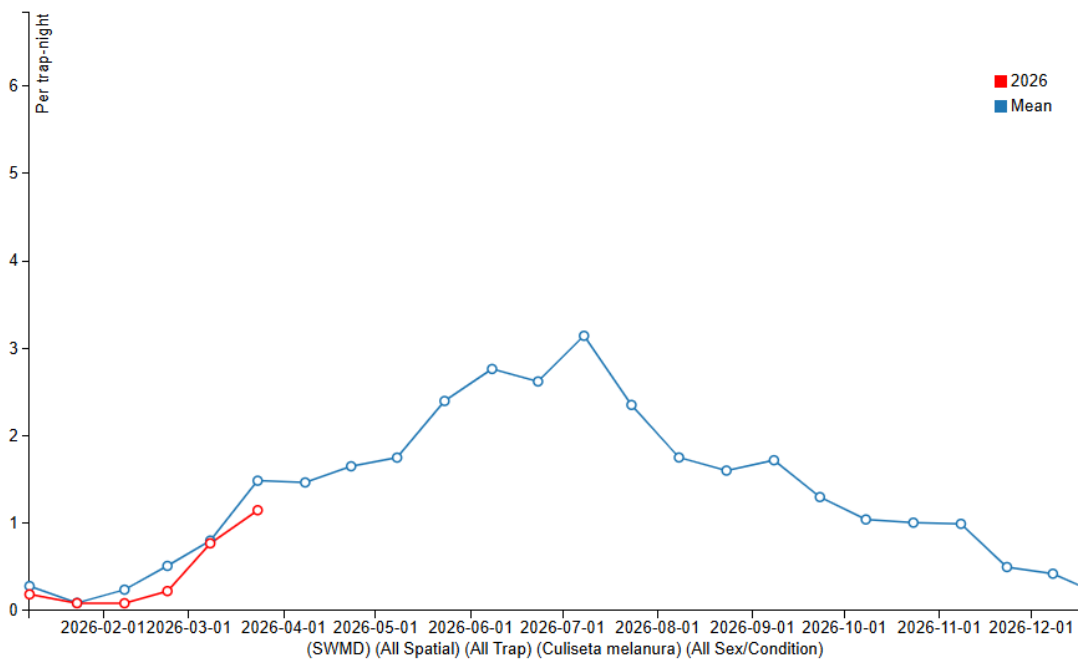


Figure 2.

Culex melanura Counts



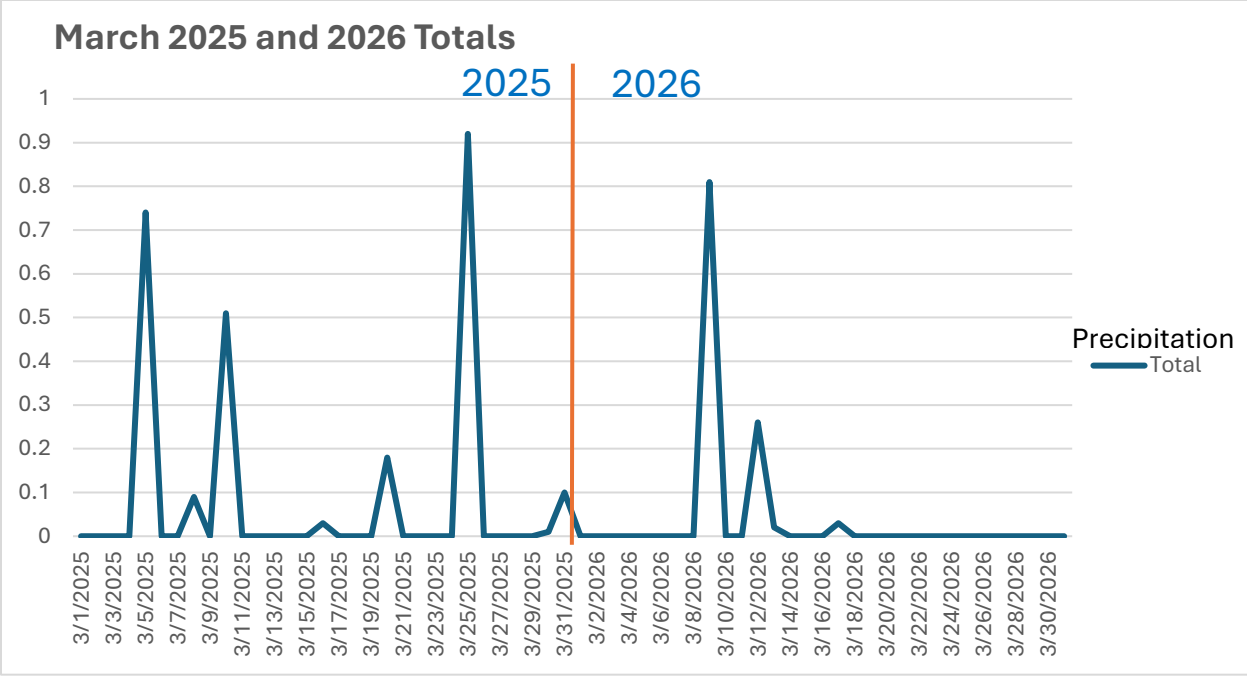


Figure 4.

PUBLIC OUTREACH UPDATE



FIRST QUARTER PUBLIC OUTREACH & EDUCATION IMPACT SUMMARY

After more than three months in this role, I have developed a stronger understanding of SWMD's Public Outreach initiatives. During this time, the following efforts were completed:

- **Training and Public Outreach:** Participated in five outreach and training events to educate the public and strengthen community relationships.
- **Public Outreach Enhancements:** Developed new educational brochures, promo items, and informational materials to support outreach efforts.
- **Website Improvements:** Modernized the district website to improve accessibility and enhance public access to services and information.
- **Social Media Engagement:** Increased engagement and expanded community reach while developing a year-long outreach and educational content calendar.
- **Innovation & Strategic Planning:** Initiated new program ideas currently in the early planning stages.

These efforts have increased public awareness of district services, improved access to information, strengthened community trust, and established sustainable, long-term communication strategies.

TRAINING/PUBLIC OUTREACH EVENTS



Event: DODD TRAINING
Date: 01/26/26 – 01/30/26

I was extremely grateful to be included in the DODD training. It was very informative, I learned a lot and met a lot of people in the industry. Now that I have been in the job a few months, I will have a newer, different perspective when I attend the next training/conference.



Event: CHECK PRESENTATION
Date: 02/06/26
of Attendees: 15

The T-Mobile for Business Check Presentation went great and the weather was perfect! The park staff, Friends of Topsail Board and other attendees had fun “filming” the presentation, were ecstatic about the funds, and enjoyed speaking with SWMD staff and board members who were present.



Event: CAMELLIA FESTIVAL


Date: 02/07/26

of Attendees: 750+

Cameron, Eddie (aka Coolio) and I attended the Camellia Festival. We set up both tents, display boards, informative handouts and brochures, etc. We had hundreds of people stop by, ask questions, take brochures/swag, take a pic with Coolio, etc. It was a great event that I would suggest attending again. There was no cost to attend and nothing extra had to be ordered.

https://waltonshsafetyday.ahonline.com, December 1, 2025 thru January 28, 2026.

 The flyer also lists safety topics like Beach Flag Safety, Fire Safety, Boating Safety, and Animal Safety, and features a QR code and a 'No School' calendar icon."/>



Event: 4H SAFETY DAYS

Date: 02/16/26

of Attendees: 75

Amanda and I attended the 4H Safety Days. Over 75 students attended, ages K-8. This was President's Day (no school) so students present were off from school or homeschoolers. We discussed the basics of Mosquitoes 101, read a poem, played games, looked at photos, and answered tons of questions. We were surprised at the range of intelligence of the students and at how smart some of them were. I probably would not attend this event again if it was on a non-workday as exposure is limited (DeFuniak Springs). There was no cost to attend and nothing extra had to be ordered.





Event: GREEN THUMB GARDEN CLUB

Date: 03/18/26



of Attendees: 50

I attended the March garden club meeting. I spoke about our Yellow Fly Kit program and our other services. They asked a few questions, and they were very interested in our chicken sentinel program. I was able to hand out about 15-20 YFK and a few new folks signed up for alerts on our website. I would attend another garden club meeting in the future. There was no cost to attend, and nothing extra had to be ordered.

January 2026





Monday	Tuesday	Wednesday	Thursday	Friday	Saturday	Sunday
			HAPPY NEW YEAR post			
Video Contest for Districts (post share) 5	Nat'l Tech Day (Drone) 6	Eliminate standing water (post share) 7	8	9	10	11
Save the Date Camellia Gardens 2/7/26 12	Testimonial Tuesday Mosquito Breeding (post share) MLK Day Office Closed 13	WWD Wednesday: Larviciding Freezing Temps (post share) 14	Think about it Thursday: mosquito larvae 15	Fleet Friday: drone van 16		17
Reminder: MLK Day 19	Board Mtg Reminder Tuesday Testimonial 20	Happy National Hugging Day 21	Save the Date Topsail Check Presentation Dodd Shoutout 22	Fun Fact Friday (cold weather) 23	Happy Birthday Gerry Williams  24	18
On our way to Dodd 26	Happy Nat'l Chocolate Day 27	#Dodd2026 FMCA Shoutout 28	29	Happy Birthday Turner Anderson  30		31
						25

February 2026

Monday	Tuesday	Wednesday	Thursday	Friday	Saturday	Sunday
<p>2 STD: Camellia Festival STD: 4H Safety Days Happy Groundhog Day</p>	<p>3 WHAT I LEARNED FROM DODD (Eddie) What a Mosquito can cost FL (FMCA post share)</p>	<p>4 WWD Wednesday: Adultericide Strange Facts (post share) Topsoil Check (shoutout)</p>	<p>5 Notice of Board Meeting Honeybees (post share)</p>	<p>6 Staff Fundraising ForeHer 5K Walk</p>	<p>7 Camellia Festival Reminder Live Feed</p>	<p>8 1</p>
<p>9 Camellia Fest Pics Topsoil Check Video & Pics</p>	<p>10 4H Safety Days Reminder OC Video (post share)</p>	<p>11 WWD Wednesday: Public Outreach</p>	<p>12 Happy Birthday (Brad Young)  Notice of Presidents Day Office Closure</p>	<p>13 What I Learned at Dodd (Brandon) Habitat Spotlight (larvae) (post share) Fun Fact Fri: VDCI post share</p>	<p>14 Happy Valentine's Day </p>	<p>15 Happy Presidents Day office closure</p>
<p>16 4H Safety Days Presidents Day Event PRESIDENT'S DAY (office closed)</p>	<p>17 Testimonial Tuesday (Karen)</p>	<p>18 WWD Wednesday: Sentinel Chicken Surveillance</p>	<p>19 What I Learned from Dodd (JR) Chris Pappas/OSHA Training Pics</p>	<p>20 Eliminating mosquitoes (UF post share)</p>	<p>21 1st mosquito-borne virus of 2026 (SLE) Nat'l Invasive Species Awareness Week (post share)</p>	<p>22</p>
<p>23 Mythbuster Monday Mosquito control happens at night only: False</p>	<p>24 Nat'l Invasive Species Awareness Week (post share)</p>	<p>25 WWD Wednesday: distribute YFK</p>	<p>26 THINK ABOUT IT Thursday: mosquito larvae (VDCI)</p>	<p>27</p>	<p>28</p>	<p>29</p>



March 2026

Monday	Tuesday	Wednesday	Thursday	Friday	Saturday	Sunday
						1
Happy Birthday Zach 	WHAT WE LEARNED AT DODD (Cameron) 5Ds of Mosquito Protection (post share)	WWD Wednesday: Drones	Think about it Thursday: Larvae & Pupa info			2
STAFF SPOTLIGHT: Darrin's 25th Anniv. Notice of Spraying	Invasive Species Aedes Vittatus	WWD Wednesday: SR/Ditches	Happy Birthday David Gocke 	NOTICE OF BOARD MEETING (3/19)	Aedes Info	3
SAVE THE DATE Reeling in the Coast 4/18 event	YELLOW FLY DISTRIBUTION INFO 	WWD Wednesday: Chicken Surveillance	GARDEN CLUB PICS  BOARD MEETING	FUN FACT FRIDAY		4
MYTHBUSTER MON.	Mid Bay News thank you	WWD Wednesday: Website Update (Kids Page)	Board Mtg Pics			5
	TIP TUESDAY Elim standing water					6
						7
						8
						9
						10
						11
						12
						13
						14
						15
						16
						17
						18
						19
						20
						21
						22
						23
						24
						25
						26
						27
						28
						29
						30
						31



PUBLIC OUTREACH ENHANCEMENTS



- Designed new educational pamphlets and promotional materials (see below)
- Updated educational Lobby TV/video presentation
- Updated display/presentation boards (see below)
- Created social media outreach content calendar to ensure consistent messaging (see attached)

Postcards



FIGHT THE BITE

THE 5 D'S OF MOSQUITO BITE PREVENTION

<p>DRAIN</p> <p>Once a week, inspect your home and yard. Drain out any standing water in containers such as flowerpots, old tires, toys and buckets.</p> 	<p>DEFEND</p> <p>Use an EPA registered insect repellent (DEET) when outdoors. Make sure doors, windows and screens fit tightly.</p> 	<p>DUSK TO DAWN</p> <p>Mosquitoes are most active dusk to dawn. Avoid going outside during these times, if possible.</p> 	<p>DRESS</p> <p>Wear long sleeves, pants and light-colored clothing outside to reduce the amount of skin exposed.</p> 
--	---	---	---

Magnets



FIGHT THE BITE

THE 5 D'S OF MOSQUITO BITE PREVENTION

<p>DRAIN</p> <p>Once a week, inspect your home and yard. Drain out any standing water in containers such as flowerpots, old tires, toys and buckets.</p> 	<p>DEFEND</p> <p>Use an EPA registered insect repellent (DEET) when outdoors. Make sure doors, windows and screens fit tightly.</p> 	<p>DUSK TO DAWN</p> <p>Mosquitoes are most active dusk to dawn. Avoid going outside during these times, if possible.</p> 	<p>DRESS</p> <p>Wear long sleeves, pants and light-colored clothing outside to reduce the amount of skin exposed.</p> 
---	---	---	--

 Sign up for Alerts on our Website
 
 774 N. County Highway 393, Santa Rosa Beach, FL 32459
 (850) 267-2112
www.southwaltonmosquitocontrol.org
 Follow us on Facebook



South Walton Mosquito District
 774 N. County Highway 393
 Santa Rosa Beach, FL 32459
 (850) 267-2112

www.southwaltonmosquitocontrol.org



Post-Its



Stickers



Pens



Brochure



774 N. County Highway 393
Santa Rosa Beach, FL 32459
(850) 267-2112

www.southwaltonmosquitocontrol.org

THE 5 D'S OF MOSQUITO BITE PREVENTION

DRAIN
Every week, check your home & yard. Drain out any standing water in containers such as flowerpots, old tires, toys and buckets.

DEFEND
Use an EPA registered insect repellent (DEET) when outdoors. Make sure doors, windows and screens fit tightly.

DUSK TO DAWN
Mosquitoes are most active dusk to dawn. Avoid going outside during these times, if possible.

DRESS
Wear long sleeves, pants & light-colored clothing outside to reduce the amount of skin exposed.



Visit our Website
Sign up for Alerts



Follow us on
Facebook



Follow us on
Instagram

WHAT WE DO INTEGRATED MOSQUITO MANAGEMENT

PUBLIC OUTREACH
Community education on mosquito control and prevention is provided through displays, resources, and expert guidance at community events, schools, businesses and HOA meetings.

YELLOW FLY KITS
Yellow fly bites can cause pain and swelling. To prevent bites, cover exposed skin and limit exposure. Free yellow fly kits are available to Walton County residents.

TRUCK SPRAYING
Treatments are scheduled based on collection reports. Stay Informed by signing up for alerts on our website and following us on social media.

AERIAL TREATMENTS
In 2022, we introduced Unmanned Aircraft Systems (UAS)/Drone technology to enhance efficiency, safety, and cost-effectiveness in mosquito control.

LARVICIDING/ADULTICIDING
Larvicides are applied to water sources to stop mosquito larvae from developing into biting adults. Adulticides are used when populations are high or disease is detected.

SOURCE REDUCTION/DITCH OPERATIONS
Following surveillance, mosquito breeding is reduced by removing standing water, maintaining ditches, monitoring problem areas, educating citizens on prevention.

SURVEILLANCE
By taking a proactive approach, mosquitoes and arboviruses are monitored using traps, blood testing, and public service requests.

SENTINEL CHICKEN SURVEILLANCE
Chicken coops located across the county serve as mosquito monitors, helping detect the presence of dangerous viruses.

SERVICE REQUEST
Residents experiencing mosquito issues can submit a service request online or by phone. The property will be inspected and treated accordingly.



Working Together for a Healthier Community!

Note Cards & Env.



South Walton Mosquito District
774 N. County Highway 393
Santa Rosa Beach, FL 32459
(850) 267-2112

www.southwaltonmosquitocontrol.org



Visit our Website
Sign up for Alerts



Follow us on
Facebook



Follow us on
Instagram

Display Boards



WEBSITE IMPROVEMENTS

Website updates were made (and are ongoing) to improve public access to info, increase transparency, and reduce staff time spent answering routine questions by making resources easier to locate online.

A few of the changes/updates made so far are as follows:

- Modernized layout & navigation to improve overall user experience & make info easier to find.
- Streamlined the main menu by removing outdated QuickLinks & reorganizing content for faster access to key services.
- Expanded the Services section to clearly outline district operations and provide residents with a better understanding of available services.
- Enhanced accessibility and visual clarity to ensure the site is easier to read and navigate, i.e., organization and updates to the website overall to be more user friendly (Ex: drop down menus appear when you hover over MENU item).

1. Updated MENU
2. Moved social media links to the top
3. Updated OUR SERVICES
4. Added PRODUCTS USED as a main menu item for easy access
5. Added EDUCATION page
6. Each of OUR SERVICES were given its own page with description and links.



HOME PAGE

- Home
- About Us ▾
- Our Services ▾
- Governance ▾
- Education ▾
- Products Used
- Contact Us ▾

5

EDUCATION & RESEARCH

- Our Services - Governance - Education - Products Used - Contact Us
- Kid Zone - Learning Fun & Activities
- Useful Links & Resources
- Mosquito-Borne Viruses
- Mosquito Prevention & Protection
- Pet Protection (Heartworms)



Learning Fun & Activities



Educational & Learning Resources




Useful Links & Resources



Types of Viruses

How to Prevent Mosquito Breeding



6

Operations/Services

Did you know mosquito-borne diseases affect more than just human health? They also impact animals, tourism, outdoor recreation, fitness activities, and even disaster recovery efforts.

Communities with effective mosquito management programs are better prepared—protecting residents, visitors, businesses, and pets alike.

Our Integrated Mosquito Management (IMM) Program uses a comprehensive, science-based approach to reduce mosquito populations while minimizing environmental impact. To support this mission, we offer the following services:



Public Outreach & Education

PUBLIC OUTREACH Our mosquito control program uses education and community engagement to promote responsible mosquito management and protect public health. Through presentations, partnerships, and expert guidance, we help residents understand how prevention and control efforts reduce mosquito populations and the spread of mosquito-borne diseases.

[READ MORE >](#)



Yellow Fly Kits

Yellow Fly season in the Panhandle is challenging as yellow flies are most active during daylight hours and thrive off the habitats readily available in our area. When they bite, they bite hard, often leaving a painful, red, itchy spot in their wake.

[READ MORE >](#)



Drone/UAS (Aerial Treatments)

In 2022, SWCMCD established its first aerial program by way of Unmanned Aircraft Systems (UAS)/Drone technology. This exciting advancement has greatly enhanced the efficiency, cost effectiveness, and safety of mosquito control operations for the district.

[READ MORE >](#)



Larviciding

Larvicides are products applied directly to water sources that hold mosquito eggs and larva. By focusing on killing mosquitoes during their larval stage, they will never emerge into adults and bite people, and never transmit mosquito-borne diseases.

[READ MORE >](#)

COMBATING

Adulticiding

5

KID ZONE: LEARNING FUN & ACTIVITIES

COLORING PAGES

- [Coloring Book: Mosquito Bites are Bad](#)
- [Mosquito Coloring Page](#)
- [EPA | A Backyard Activity Book for Kids](#)
- [Mosquito Life Cycle](#)
- [Mosquito Habitat](#)
- [Prevent Mosquito Breeding in your Backyard](#)
- [Skeeter Parts](#)



SCAVENGER HUNT



SCAVENGER HUNT

Scavenger Hunt - Anastasia Mosquito Control

[READ MORE >](#)

GAMES/PUZZLES

- [Pest World: Fun Interactive Games for Kids Featuring Insects, Bugs, & Other Pests](#)
- [Mosquito Crossword Puzzle](#)
- [Mosquito Maze](#)
- [Secret Code Fun](#)
- [Mosquito Word Search](#)

CRAFTS

- [Make a Mosquito Headband](#)
- [Life Cycle Flexagon](#)
- [Mosquito Meal Wheel Lab](#)
- [Food Chain Lab](#)
- [Who Eats Who?](#)
- [Make Your Own Mosquito \(Grades 3 & up\)](#)

LABS & MISC.

- [Food Chain Lab](#) (Grades 3 & up)
- [Mosquito Meal Wheel Lab](#) (Grades 1 & up)
- [Mosquito Quest | Ask An ASU Biologist](#)

VIDEOS

- [Mosquitoes | Wild Kratts](#)
- [Seasonal Science: Asian Tiger Mosquito](#)
- [Gross Science | Could We Rid the World of Mosquitoes?](#)

MOSQUITO LIFE CYCLE



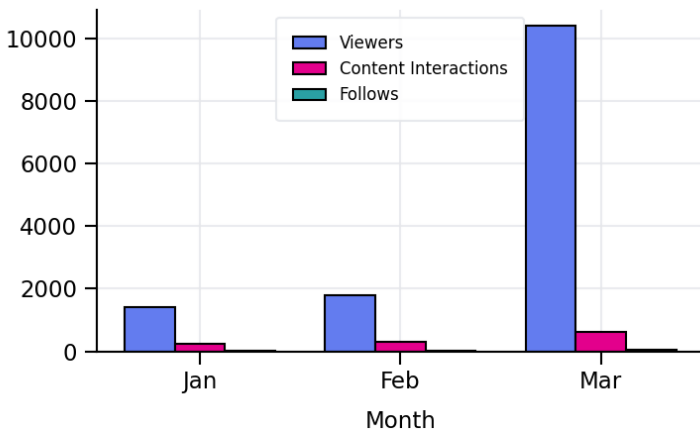
SOCIAL MEDIA GROWTH

Community Engagement Growth

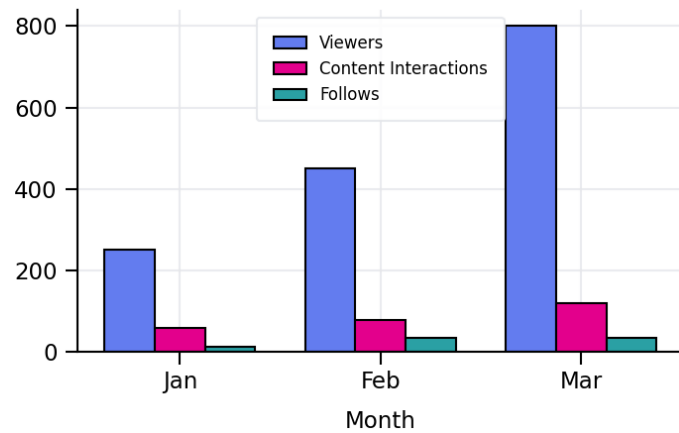
- Increased followers across platforms
- Improved public awareness of district services
- Expanded audience reach through new platforms
- New platforms launched: TikTok, Nextdoor and LinkedIn

Community Engagement Growth - Facebook & Instagram (Q1)

Facebook - Q1
(Jan-Mar)



Instagram - Q1



Quarter-one social media analytics show consistent growth across Facebook and Instagram, with increased audience reach, stronger engagement, and rising follower counts—demonstrating improved public awareness of District services and expanded community outreach

This growth indicates outreach efforts are reaching new audiences while maintaining strong engagement

INNOVATION & STRATEGIC PLANNING

To further enhance community engagement and strengthen proactive communication, several strategic initiatives are currently in the early stages of development:

- **Florida Mosquito Control Awareness Week:** Developed daily activities and themes for week-long awareness week to take place at the district office and invited the public to attend.
- **SWAT Patrol Program:** A community-based education initiative designed to promote awareness and encourage resident participation in mosquito control efforts.
- **Association Certification Program:** A recognition program for property managers, boards, and residents who actively support mosquito control efforts, earning designation as certified mosquito control contributors.
- **District Newsletter:** A digital publication (e-blast and website) highlighting quarterly updates, events, educational content, operational efforts, and website enhancements.
- **STEM Summer Camp Initiative:** Development of a hands-on, science-focused summer program in collaboration with the District's Entomologist to educate youth on mosquito biology and control.

TASK LIST

UPDATE



From: Langley Dickeson <ldickeson@whartonsmith.com>

Sent: Friday, April 10, 2026 1:44 PM

Please see a summary below of the delay experienced from DO to Permit for the Fleet Maintenance building:

- Development Order approved on Friday, 5/30/25. *Required for Building Plan Review (BPR) Application*.
- WSI submitted a Guaranteed Maximum Price (GMP) Amendment proposal to SWCMCD on Tuesday, 6/3/25.
- WSI requested a “Compliance Affidavit” from DAG on Tuesday, 7/8/25. *Required for BPR Application*.
- SWCMCD signed the GMP Amendment proposal on Tuesday, 7/15/25.
- DAG provided Permit Set of Drawings and Specifications on 7/16/25. *Required for BPR Application*.
- Preconstruction Meeting held on Wednesday, 7/23/25. *Required for BRP Application*.
- DAG provided “Compliance Affidavit” on Friday, 8/1/25. *Required for BPR Application*.
- WSI Submitted BPR application packet to Planning Department on Monday, 8/4/25.
 - WSI contacted the Planning Department on multiple occasions to inquire about the BPR application status including phones calls from 9/22/25 to 10/27/25 and email on 10/20/25.
- Planning Department requested a “Flood Plain Elevation Certificate” on Friday, 10/24/25.
 - This document was not required for the Planning Department to review and approve the previous BPR applications for the Phase 1 Administration or the Phase 2A Parking Garage buildings. Also, there was no “Flood Plain Elevation Certificate” document requirement listed in the BPR application portal at time of submission.
- WSI submitted the Flood Plain Elevation Certificate on Tuesday, 11/4/25.
- Planning Department approved BPR application on Thursday, 11/13/25.

- WSI submitted the Building Permit application packet to the Building Department on Monday, 11/17/25.
- Building Permit application packet was approved on Monday, 11/24/25.
- WSI paid the Permit Fees, and the Building Permit was issued on Tuesday, 11/25/25.

Thanks,

Langley Dickeson | Project Manager

Wharton-Smith, Inc. | Construction Group of Choice

www.whartonsmith.com

49 E Chase St, Pensacola, FL 32502

Cell: (850) 206-1946

